

# **Adur and Worthing Playing Pitch Strategy**

## **Stage C: FINAL NEEDS ASSESSMENT REPORT**

**for**

**Adur and Worthing District Council**

**December 2019**



## **CONTENTS**

1	Introduction	3
2	Context	8
3	Football	24
4	Cricket	80
5	Rugby	101
6	Hockey	114
7	Tennis and Bowls	124

See also Key Findings and Issues – separate document

# **1 INTRODUCTION**

---

## **Introduction**

1.1 The National Planning Policy Framework (NPPF) requires local planning authorities to set out policies to help enable communities to access high quality open spaces and opportunities for sport and recreation. These policies need to be based on a thorough understanding of local needs for such facilities and opportunities available for new provision.

1.2 In view of the above, in 2019 Adur & Worthing Councils appointed Ethos Environmental Planning to review a joint study completed in 2014 to provide an up-to-date and robust assessment identifying needs, surpluses and deficits in open space, sport and recreation to support the Local Plans.

1.3 The two councils have separate local plans; this study will assist Worthing Borough in the preparation of a new plan and will support the implementation of the Adur Local Plan which was adopted in 2017. The study will also inform the Council's asset management process, health and well-being plans and its investments and infrastructure funding process.

1.4 In summary the requirements of the brief are to provide:

- A comprehensive Open Space Assessment, Indoor/Built Sports Facilities Needs Assessment that represents an update to the existing (2014) assessment.
- A Playing Pitch Strategy.
- Advice to inform the allocation of potential development sites and large-scale strategic development infrastructure funding and investment priorities.

## **The Playing Pitch Strategy (PPS)**

1.5 This PPS covers the sports of football, cricket, rugby and hockey and other sports making use of playing pitch areas such as lacrosse, softball, stoolball and American football if evidence of play is found. Consideration is given to the provision of all facilities that allow sports to be played, such as Synthetic Turf Pitches (referred to in this report as Artificial Grass Pitches or AGPs). This Playing Pitch Strategy also includes the sports of tennis, bowls and athletics.

1.6 Sport England has a prescribed methodology for local authorities to follow where producing playing pitch strategies. This is set out in its document 'Playing Pitch Strategy Guidance' published in October 2013. This Needs Assessment report has been carried out, and provides the evidence in, full compliance with this methodology and will form the basis for the development of the Strategy. The five stages and ten steps involved are set out below, with a review of the work to be carried out under each section as follows. The PPS will:

- provide a baseline for current and future supply and demand assessments, and also set out a vision with a strategic approach to pitch sport provision in the area in the short, medium and long term to 2036.
- inform where future resources should be focused.
- ensure that proposed provision of sports pitch facilities will meet future demand and reflect sustainable development objectives.

1.7 More specifically, the Playing Pitch Strategy should:

- Refer to, and be in general accordance with, relevant national (including the National Planning Policy Framework), regional, sub-regional and local policies and priorities.
- Provide a clear picture of existing supply, surpluses, deficit and anticipated future demand for sport pitch facilities.
- Assess current supply of publicly accessible facilities, incorporating quantitative and qualitative analysis, identifying possible future supply requirements, including broad location.
- Make reference to provision of major sports pitch facilities immediately adjacent to the Local Plan area to ensure a full picture of local provision is available.
- Consult with key established user groups such as local teams, NGBs, leagues and local education establishments to apply local feedback to contextualise the results.
- Provide an evidence base for use in planning, investment and sports development decisions.

1.8 The sports of tennis, bowls and athletics have been analysed and assessed according to the Sport England methodology set out in 'Assessing Needs and Opportunities' (published in July 2014)

### **The Playing Pitch Strategy Methodology: A step-by-step approach**

#### *Stage A: Prepare and tailor the approach (STEP 1)*

1.9 An Inception meeting with Adur and Worthing Councils was held on 5<sup>th</sup> February 2019. The Stage A Meeting was held on 12<sup>th</sup> March. Stage B was signed off electronically. The Stage C meeting was convened for Tuesday July 30<sup>th</sup> 2019. The Steering Group comprises the following:

James Appleton	Head of Planning & Development, Adur & Worthing Councils
Jennifer Ryan	Senior Planning Officer, AWC
Catherine Hutchins	Senior Planning Officer, AWC
Moira Hayes	Adur Planning Policy Manager, AWC
Jo Twine	Special Projects Officer, AWC
Jacqui Cooke	Head of Wellbeing, AWC
Andy Edwards	Head of Environmental Services, AWC
Philippa Reece	Parks and Foreshores Manager, AWC
Duncan Anderson	South Downs Leisure
Andrew Dunstan	Contract Manager, Adur Community Leisure Trust
Laura Hutson	Planning Manager, Sport England
Gary Parsons	Planning Manager, Sport England
Anthony Statham	Active Sussex
Helen Plant	Clerk, Lancing Parish Council
Paul Saunders	Development Manager, Sussex County FA
Stuart Lamb	Engagement Manager (South), Football Foundation
Robert Chambers	Regional Club & Facilities Manager, E & Wales Cricket Board
Carl Tupper	Cricket Development Officer, Sussex Cricket Foundation

Rick Bruin	Area Facilities Manager, Rugby Football Union
Joanna Hawley	Facilities Relationship Manager, England Hockey
Matthew Glazier	Participation Development Partner – London & South East, LTA

*Stage B: Gather information and views on the supply of & demand for provision (STEPS 2 & 3)*

1.10 This Needs Assessment builds up a clear picture of supply and demand for playing pitches in Adur and Worthing, and also provides an accurate assessment of the quality of pitches. This has been carried out in consultation with key stakeholders to ensure that their views help inform the subsequent strategy.

1.11 In particular, it presents a comprehensive, up to date audit of the quality, quantity and accessibility of pitches, assessing pitch quality using the templates agreed by each sport under the new methodology and in consultation with the Councils, maintenance officers, other landowners and the respective National Governing Bodies. It also presents where there is any surplus or deficit in supply in relation to both current and anticipated future demand for pitches. This includes a borough wide breakdown of which team is playing on which site and on which days/times. It identifies which pitches are being used to capacity, under capacity or over capacity and any pitches which are lapsed or disused.

1.12 The next stage of the process will be to develop recommendations about where improvements to pitch quality and/or type might allow pitches to be used to a fuller potential and deliver a positive impact on participations levels.

*Stage C: Assess the supply and demand information and views (STEPS 4, 5 & 6)*

1.13 In line with Sport England's Playing Pitch Guidance Stage C, this Needs Assessment document achieves an in depth understanding of playing pitch provision and the need for sport in the Adur and Worthing area. Information from the previous Adur and Worthing Playing Pitch Strategy (2014), Sport England's Active People Survey and Sport England Market Segmentation has been supplemented by supply and demand data from extensive consultation with stakeholders, national governing bodies, clubs and other service users.

1.14 The following is encompassed within this Stage:

*Step 4: Understand the situation at individual sites*

*Step 5: Develop the current and future picture of provision*

- An analysis of the current and future picture concerning the quality, quantity and accessibility of playing pitch provision across Adur and Worthing and an analysis of existing and potential future deficits in playing pitch provision, will help inform local policies and the creation or enhancement of playing pitch provision required in relation to new development proposals. Scenarios can be run to anticipate future issues around provision.

*Step 6: Identify the key findings and issues*

- Identification of key issues for supply and demand provision for Adur and Worthing, now and in the future, across the entire stock of playing pitches. This has included assessing the scope of current and possible future use of community sites such as school sites.

1.15 The following are also presented within Step 6 of the Sport England Methodology and these will be an outcome of the Stage C Discussion and sign off:

- Identification of strategic priorities for investment for each of the sports subject to this analysis in Adur and Worthing, to provide evidence and support for bids to external funders and investment decisions.
- The provision of recommendations to ensure the most efficient management and maintenance of playing pitch provision, including a review of existing artificial pitch provision, consideration of where artificial pitches may offer wider development and capacity benefits to natural turf pitches, and identifying shared priorities among Governing Bodies.

*Stage D: Develop the Strategy (STEPS 7 & 8)*

1.16 This stage will follow the sign off of this Needs Assessment document and will involve the drafting of a comprehensive Playing Pitch Strategy for Adur and Worthing. The recommendations should include setting out clear options for the future that can be used to inform the vision, development and the promotion and provision of sport in Adur and Worthing in the short, medium and long term.

1.17 **Step 7** comprises the development of the recommendations and action plan (as above)

1.18 **Step 8** involves writing and adopting the strategy encompassing the following tasks:

- Draft the strategy document
- Seek comments on the draft strategy from the steering group and NGBs
- Finalise the draft strategy
- Carry out wider consultation
- Amend strategy following consultation; provide final version

*Stage E: Deliver the strategy and keep it robust and up to date (STEPS 9 & 10)*

1.19 For this we need to:

- Ensure the Steering Group is clear on how the strategy applies to their area of work
- Establish an approach to regular review & monitoring
- Begin delivering the strategy & monitoring the action plan
- Implement an approach to reviewing the strategy

1.20 The proposed timetable and plan for the project is set out below: **Figure 1.2**

**Figure 1.2 Proposed Timetable for Adur & Worthing PPS**

<b>Stages</b>	<b>Notable event</b>	<b>Key Dates</b>	<b>Revised Dates</b>
Stage A	Stage A Meeting of Steering Group (SG)	Week 3 (end Jan)	End Feb
Stage B	Collection of winter sports data – site visits	Weeks 8-9 (end Feb)	End Feb
Stage B	Public and sports consultation around supply and demand – winter sports	Weeks 8 -13 (Feb/Mar)	Feb/Mar/Apr
Stage B	Collection of summer sports data – site visits	Weeks 20-22 (mid/end May)	Mid/end May
Stage B	Public and sports consultation around supply and demand – summer sports	Weeks 17-22 (end April/May)	May/June
Stage B	Sign Off for Stage B Supply and Demand Information BY EMAIL	Weeks 24-25 (mid June)	Mid June
Stage C	Check & Challenge of Needs Assessment & Key Findings & Issues Report STEERING GROUP MEETING, followed by sign off of Stage C	Weeks 29-32 late July/early August) (incl. meeting)	Late July/early August
Stage D	Draft Recommendations and Action Plan – review by Steering Group STEERING GROUP MEETING	Weeks 38 - 40 (late Sept/early Oct)	Late Sept/early Oct
Stage D	Submission of Final Strategy	Week 44 (end October)	End October
Stage E	Keep the Strategy robust and up to date	Week 44 onward	

## **2 STRATEGIC CONTEXT, POPULATION AND SPORTS PARTICIPATION**

---

2.1 An understanding of the local strategic context, population and sports participation trends is essential in order to ensure that the assessment and strategy is tailored to the characteristics, profile and aspirations for the local area.

2.2 This section therefore briefly summarises the key policies that impact upon the preparation of this assessment and strategy and provides an overview of the demographics and sports participation trends of the Area and assesses the impact of this on demand for pitch sports. It provides an overview only - sport specific issues and participation is discussed in Sections 3 – 7.

2.3 As appropriate, the report examines provision at two levels – Adur and Worthing as a whole, and Worthing Borough and Adur District separately.

### **Strategic Context**

2.4 A variety of policy documents set the scene for this report, including noticeably:

- The National Planning Policy Framework (NPPF)<sup>1</sup> (revised July 2019)
- HM Govt, DCMS: Sporting Future - A New Strategy for an Active Nation (2015)
- Sport England: Towards an Active Nation 2016-2021 (2016)
- Sport England: Planning for Sport Guidance (June 2019)
- Sport England: Playing Fields Policy and Guidance (2018)
- The FA National Game Strategy for Participation and Development 2018 – 2021 (2018)
- England and Wales Cricket Board: Inspiring Generations – Our 2020-2024 Strategy for Cricket (2019)
- The Rugby Football Union: Strategic Plan 2017 – 2021: Game of Our Lives (2017)
- England Hockey: A Nation where Hockey Matters – Business Strategy 2017 – 2027 (2017)
- Adur & Worthing Council: Public Health Strategy 2018-2021 (2018)

### **Local Planning Context - Worthing**

2.5 Worthing Borough Council's Draft Local Plan 2016 – 2033 was published for consultation (Regulation 18) between October – December 2018. Following public consultation, the final Plan is now being prepared. The Plan identifies six Areas of Change (AOCs) which are regeneration sites within the existing Built Up Area Boundary. Although change is expected and encouraged over the Plan period, they are opportunities that, in general, are less advanced than the other urban allocations and, as a consequence, there is less certainty about the likely mix of uses, site capacity and delivery timeframe. Area of Change 4 set out below is relevant to this Strategy:

---

<sup>1</sup> National Planning Policy Framework (July 2019) paragraph 8.



#### **AOC4 Worthing Leisure Centre**

This lies within the built up area, adjacent to the railway line to the north and parallel to Shaftesbury Avenue to the west. The site is bordered by residential development to the south and south east. The site is the largest leisure centre in Worthing and in terms of outdoor facilities comprises an athletic track, a 3G football centre (6 small 3G pitches) and a football pitch within the athletic track. The existing leisure centre needs significant investment and ideally replacement. The redevelopment of this site, which could include a level of enabling development, will be informed by this current PPS and the Built Facilities Review.

Site constraints include some restricted covenants on the site dating back to the original transfer of the land to the Council and the possible impact of floodlighting from parking and playing pitches affecting surrounding residences to the south.

A range of current redevelopment proposals are being considered, including the provision of a new and enhanced leisure centre and opportunities to improve West Park Recreation Ground (Ladydell).

2.6 Three edge of town sites have been assessed as being potentially suitable for residential development. However, at this stage in the Local Plan process, sufficient and robust evidence has not been submitted that would provide confidence that the identified constraints could be overcome in order to provide the necessary delivery certainty to justify their allocation. These are referred to as 'Omission' sites and one of these – as set out below – is relevant to this Strategy.

#### **OS3 Worthing Utd Football Club**

The football club's ground – called the Robert Albon ground – is located within the built up area boundary in the north east of the borough and comprises a football pitch, stands, clubhouse and car parking. To the south and east lie retail and business developments. Land to the west of the site lies outside the current built up area (largely in use as a paddock) and South Downs National Park abuts the site to the north. The site is promoted by the landowner for residential development through the Council's SHLAA.

The redevelopment of this site is dependent on the relocation of the Football Club. One of the objectives of the PPS is to appraise whether the site can be suitably located, to allow the current site to be available for development for housing

### **Local Planning Context – Adur**

2.7 The Adur Local Plan was adopted in 2017 and covers the period until 2032. Planning proposals of note are:

#### **Policy 5: New Monks Farm, Lancing (allocation in the Adur Local Plan)**

Potentially to accommodate a minimum of 600 dwellings. Section 106 agreement still being negotiated (for play provision). No provision for contributions for formal sports pitches. Site is adjacent to Amex and County Park is also being provided.

#### **Policy 6: Land South of West Street and West of Loose Lane Sompting (allocation in the Adur Local Plan)**

The application site is an allocation in the Adur Local Plan. Policy 6 of the Plan requires the provision of playing pitches to help meet Adur's specific playing pitch needs. Playing Pitch Strategy in 2015 identified the need for 4 additional youth pitches in Adur up to 2031. Since this study a 3G pitch provided at AEEPC and another at SRWA. This leaves a residual

requirement for 2 youth pitches, which are proposed to be delivered as part of this allocation..

2.8 A new pitch is due to be provided through a S106 agreement in connection with the West Durrington urban extension for 700 new dwellings. The agreement requires a new grass pitch, changing rooms and a youth centre. This site was referred to within the 2014 Playing Pitch Strategy: Outline planning permission for a new senior pitch, including MUGA and changing facilities, in connection with the Strategic development in West Durrington

2.9 In 2017 Sompting Parish Council submitted their Neighbourhood Plan to Adur District Council, Sompting Parish Council formally notified Adur District Council of their decision to withdraw the Sompting Neighbourhood Plan on 26th July 2018 and is currently progressing a revised Neighbourhood Plan.

### **Population Profile and Trends and Participation in Sport**

2.10 An understanding of population trends and overall participation in sport underpins the evaluation of the adequacy of facilities for football, cricket, rugby, hockey, tennis and bowls in later sections. It provides an understanding of potential participation and latent demand as well as current levels of participation in sport and physical activity. As such, it provides an important context for playing pitch provision. This summary of key issues and trends draws on the findings from the Sport England Active People surveys and Sport England's Market Segmentation tool. The theoretical information summarised in this section will then be used to inform the sport specific assessments set out in Sections 3 to 7.

2.11 Analysis of the population profile provides a context for the interpretation of participation in pitch sports. This is extracted from Office for National Statistics (ONS) 2016-based Subnational Population Projections for Local Authorities, published in May 2018, which is the most up to date profile that gives us both age and gender projections.

2.12 The Playing Pitch Strategy has to calculate 'Team Generation Rates' for each of the main pitch sports, and to do this population projections are required for different age and gender categories, depending on the specific requirements of the pitch sport governing bodies. These are looked at further under 'Future Demand' in each sport section

2.13 The tables below shows the forecasted population change in the Adur and Worthing Study Areas for each year from 2019 to 2036 (with 2028 highlighted), which is the end date for the Playing Pitch Strategy. This shows a forecasted population growth of some 7669 or 11.8% in the period to 2036 for Adur, and a forecasted population growth of 14259 or 12.8% in the period to 2036 for Worthing.

**Table 2.1A: 2016 based Population Projections for Adur Study Area 2019-2036**

<b>Year</b>	<b>Population</b>	<b>Year</b>	<b>Population</b>
2019	65088	<b>2028</b>	<b>69574</b>
2020	65619	2029	70006
2021	66144	2030	70422
2022	66669	2031	70820
2023	67189	2032	71217
2024	67698	2033	71609
2025	68188	2034	71995

Year	Population	Year	Population
2026	68669	2035	72378
2027	69126	<b>2036</b>	<b>72757</b>

Source: Office of National Statistics, 2016-based subnational population projections, published 24 May 2018

**Table 2.1W: 2016 based Population Projections for Worthing Study Area 2019-2036**

Year	Population	Year	Population
2019	111800	<b>2028</b>	<b>119727</b>
2020	112710	2029	120553
2021	113627	2030	121365
2022	114551	2031	122163
2023	115449	2032	122963
2024	116338	2033	123756
2025	117212	2034	124533
2026	118069	2035	125299
2027	118901	<b>2036</b>	<b>126059</b>

Source: Office of National Statistics, 2016-based subnational population projections, published 24 May 2018

2.14 Looking in more detail at these population projections, Table 2.2 below shows the most up to date forecasted population change in Adur and Worthing by age group for the next 18 years (2018-2036).

**Table 2.2A: ONS Population Projections for Adur Study Area by age group: 2019-2036**

Age Group	2019	2036	Change 2019-2036	% Change 2019-2036
0-4	3662	3698	36	1%
5-9	4087	3888	-199	-5%
10-14	3660	4012	352	10%
15-19	3078	3877	799	26%
20-24	2781	3102	321	12%
25-29	3291	3504	213	6%
30-34	3593	3493	-100	-3%
35-39	3985	3981	-4	0%
40-44	4132	4538	406	10%
45-49	4588	4719	131	3%

Age Group	2019	2036	Change 2019-2036	% Change 2019-2036
50-54	4817	4599	-218	-5%
55-59	4402	4563	161	4%
60-64	3876	4641	765	20%
65-69	3718	5025	1307	35%
70-74	4099	4781	682	17%
75-79	2958	3851	893	30%
80-84	2241	2933	692	31%
85+	2123	3552	1429	67%
<b>Total Pop.</b>	<b>65088</b>	<b>72757</b>	<b>7669</b>	<b>12%</b>

Source: ONS, 2016-based subnational population projections, published 24 May 2018

**Table 2.2W: ONS Population Projections for Worthing Study Area by age group: 2019-2036**

Age Group	2019	2036	Change 2019-2036	% Change 2019-2036
0-4	5819	5653	-166	-3%
5-9	6364	5897	-467	-7%
10-14	6307	6073	-234	-4%
15-19	5434	6088	654	12%
20-24	4909	5444	535	11%
25-29	5950	6277	327	5%
30-34	6498	6033	-465	-7%
35-39	7053	6678	-375	-5%
40-44	7065	7506	441	6%
45-49	7992	8021	29	0%
50-54	8406	7982	-424	-5%
55-59	7764	7991	227	3%
60-64	6608	8089	1481	22%
65-69	6140	8977	2837	46%
70-74	6766	8865	2099	31%
75-79	4709	7290	2581	55%
80-84	3705	5563	1858	50%
85+	4312	7631	3319	77%
<b>Total Pop.</b>	<b>111800</b>	<b>126059</b>	<b>14259</b>	<b>13%</b>

Source: ONS, 2016-based subnational population projections, published 24 May 2018

2.15 If these changes are analysed by age groups, it can be seen that, of the predicted increase in population over the 17 year period 2019-2036, the age groups predicted to increase most are in the 60+ age groups, with the 30-54 age groups seeing a 2% decline in Worthing as opposed to a 1% increase in Adur over this period. Nationally, the picture is also one of an ageing population, and in Adur and Worthing, as indeed throughout the country, there are particular challenges to be met for the health and caring services, as well as access to transport, services and everyday activities.

### Pitch Sport Age Groups

2.16 If these changes are analysed in accordance with the different age groups that generally take part in different pitch sports, the situation is expected to be as follows:

**Table 2.3A: Population Change in Adur by Pitch Sport Age Groups: 2019-2036**

Age group	Population 2019	Population 2036	Change 2019-2036	% Change 2019-2036
Mini pitch sports (5-9)	4087	3888	-199	-5%
Youth/junior pitch sports (10-19)	6738	7889	1151	17%
Adult pitch sports (20-34)	9665	10099	434	4%
Adult pitch sports (35-45)	8992	9514	522	6%
Adult pitch sports (46-54)	8529	8323	-206	-2%
Adult pitch sports (55-69)	11995	14229	2234	19%
Overall 'active participation' age groups (5-69)	50006	53942	3936	8%

Source: ONS, 2016-based subnational population projections, published 24 May 2018

**Table 2.3W: Population Change in Worthing by Pitch Sport Age Groups: 2019-2036**

Age group	Population 2019	Population 2036	Change 2019-2036	% Change 2019-2036
Mini pitch sports (5-9)	6364	5897	-467	-7%
Youth/junior pitch sports (10-19)	11741	12161	420	4%
Adult pitch sports (20-34)	17356	17753	397	2%
Adult pitch sports (35-45)	15638	15812	174	1%
Adult pitch sports (46-54)	14878	14376	-502	-3%
Adult pitch sports (55-69)	20511	25057	4546	22%
Overall 'active participation' age groups (5-69)	86488	91057	4569	5%

Source: ONS, 2016-based subnational population projections, published 24 May 2018

2.17 It can be seen from the analysis of ONS population projections for Adur and Worthing that:

- Whilst the overall population of **Adur** is expected to increase by 7669 (12%) in the next 17 years (to 72,757), the number of people in the overall 'active participation' age group (5-69) is projected to increase by 8% (3936).

- Whilst the overall population of **Worthing** is expected to increase by 14259 (13%) in the next 17 years (to 126,059), the number of people in the overall 'active participation' age group (5-69) is only projected to increase by 5% (4569).
- The age groups in **Adur** within the 'active participation' group that are projected to see the greatest increase in numbers in the period to 2036 are the 10-19 years age group (youth/junior pitch sports) and the 55-69 years age group (pitch sport participants).
- The only age group in **Worthing** within the 'active participation' group which sees a notable increase in numbers in the period to 2036 are the 55-69 years age group (the eldest age group of participants considered).
- Overall, the changes in population in the next 17 years are likely to impact on participation groups in Adur more so than Worthing.

### **Teams predicted to be generated by New Housing**

2.18 What the above ONS projections do not take into account is the impact of planned new growth allocated within the emerging Worthing Local Plan and the Adur Local Plan up to 2036.

2.19 In terms of predicting the number of teams to be generated by new housing, the following figures have been supplied by Adur and Worthing Council. Figures for both authorities are based on the 2017/2018 Annual Monitoring Reports (the most up to date info available).

#### **For Adur:**

Based on the adopted Adur Local Plan 2017 (2011-2032), the trajectory indicates the following:

2018 -2028: 2701 dwellings are projected to complete  
2018 – 2032: 3002 dwellings are projected to complete.

The only projection that can be made for the years 2033-2036 would be based on the windfall allowance of 32 dwellings per annum = 128 dwellings.

#### **For Worthing:**

The trajectory for the emerging Draft Worthing Local Plan 2016-2033 (this will be amended to 2036 in the next draft document but currently the trajectory has an end date of 2033) indicates the following:

2018 – 2028: 3180 dwellings are projected to complete  
2018 – 2033: 3545 dwellings are projected to complete

The only projection that can currently be made for the years 2034-2036 would be based on the windfall allowance of 73 dwellings per annum = 219 dwellings

2.20 The average household size has been computed based on projected median figures from 2019 – 2036. When this is applied to the above figures on housing projections, the estimated population to arise from the predicted housing is as follows:

**Table 2.4 Estimated derived population from projected housing growth**

	2028		2036	
	Projected no. of dwellings	Estimated Derived Population	Projected no. of dwellings	Estimated Derived Population
<b>Adur</b>	<b>2701</b>	<b>6131</b>	<b>3130</b>	<b>7105</b>
<b>Worthing</b>	<b>3180</b>	<b>6898</b>	<b>3764</b>	<b>8164</b>

2.21 At this stage, we have calculated the number of teams based on the figures to 2028 as they seem more certain and this is ten years away which is probably as far as it is reasonable to look (given the great changes that have even occurred in the number of teams since the last PPS in 2014.) See Section 8: Key Findings and Issues.

### Likely Participation in Sport

#### Active Lives

**Table 2.5: Adult (16+) Participation in Sport and Physical Activity**

Group	Adur	Worthing	West Sussex	England
	Nov 2017/18	Nov 2017/18	Nov 2017/18	Nov 2017/18
<b>Active (150+ minutes a week)</b>	61.2%	63.0%	64.0%	62.6%
<b>Fairly Active (30-149 minutes a week)</b>	15.4%	12.3%	13.1%	12.3%
<b>Inactive (&lt;30 minutes a week)</b>	23.4%	24.7%	22.9%	25.1%

Source: Data from Sport England Active Lives Survey November 17/18 Published April 2019

2.22 The Active Lives Survey is Sport England’s latest way of measuring sport and activity across England and replaces the Active People Survey. As well as measuring sporting participation, it provides a measure of some of the Key Performance Indicators (KPI) identified in the Government’s strategy ‘Sporting Future’ and is able to give a much more nuanced understanding of behaviour. This indicates that the population of Adur and Worthing are roughly similar to the national average and slightly less ‘active’ than the county average.

### Market Segmentation

2.23 Sport England’s market segmentation tool has been designed to help understand the life stages and attitudes of different population groups – and the sporting interventions most likely to engage them.

2.24 The market segmentation data builds on the results of Sport England’s Active People survey, the Department of Culture, Media and Sport’s Taking Part survey, and the Mosaic tool from Experian. From this data it is possible to:

- present a picture of the dominant social groups in a given local authority area;
- estimate the proportion of the population within each market segment group that do participate in specific sports and how this compares to county, regional and national figures; and

- estimate how many people would like to participate (or participate more) in specific sports.

2.25 The table below shows the percentage rates of the Adur & Worthing population that fall into each of the 19 sports market segmentation groups, together with regional and national comparisons.

**Table 2.6 Market Segmentation in Adur and Worthing**

	Adur %	Worthing %	West Sussex %	England%
Tim (Settling Down Males)	8.8	8.9	11.4	8.8
Philip (Comfortable Mid Life Males)	9.5	10.1	9.7	8.6
Ralph and Phyllis (Comfortable Retired Couples)	3.1	5.6	6.5	4.2
Elaine (Empty Nest Career Ladies)	6.2	6.9	6.8	6.1
Alison (Stay at home Mums)	4.7	4.4	6.3	4.4
Roger and Joy (Early Retirement Couples)	11.6	9.9	7.3	6.8
Chloe (Fitness Class Friends)	3.9	4.1	6.1	4.7
Ben (Competitive Male Urbanites)	4.0	4.7	6.0	4.9
Helena (Career Focused Females)	4.2	5.5	5.2	4.5
Elsie and Arnold (Retirement Home Singles)	11.9	10.5	6.8	8.0
Jackie (Middle England Mums)	5.0	5.5	4.6	4.9
Frank (Twilight Year Gents)	6.9	5.6	3.5	4.0
Jamie (Sports Team Drinkers)	3.1	4.2	3.9	5.4
Kev (Pub League Team Mates)	3.8	2.8	3.5	5.9
Leanne (Supportive Singles)	2.5	3.5	3.1	4.3
Brenda (Older Working Women)	3.4	2.6	2.8	4.9
Paula (Stretched Single Mums)	3.3	1.8	2.7	3.7
Terry (Local Old Boys)	2.7	2.1	2.4	3.7
Norma (Later Life Ladies)	1.4	1.1	1.3	2.1

2.26 The table above and the charts below show that the dominant market segmentation groups in **Adur** are, in order:

*Elsie and Arnold: Retirement Home Singles*

- Elsie & Arnold are much less active than the average adult population.
- The top sports that Elsie and Arnold participate in are: keep fit/gym, where 10% of this segment do this at least once a month and 3% take part in bowls.

*Roger and Joy: Early retirement couples*

- Sporting activity levels are slightly higher than the national average.
- The top sports that Roger & Joy participate in are: keep fit/gym, where 13% of this segment do this at least once a month

*Philip: Mid-life professional, sporty males with older children*

- Sporting activity levels are above the national average.
- The top sports that Philip participates in are: cycling, 16% of this segment do this at least once a month, almost double the national average.



- Philip also enjoys keep fit/gym, swimming, football, golf and athletics (running). His participation in most of his top sports is above the national average.

*Tim: Sporty male professionals, settling down with partner*

- Tim is an active type that takes part in sport on a regular basis.
- The top sports that Tim participates in are cycling (21% of this segment take part in cycling compared to 9% of all adults); 20% of this segment take part in keep fit/gym, compared to 17% of all adults.
- Swimming, football and athletics or running are also popular sports for Tim.

*Frank: Twilight Year Gents*

- Frank is generally much less active than the average adult population.
- The top sports that Frank participates in are golf (7% of this segment), whilst 6% take part in bowls and swimming

*Elaine: Empty nest career ladies*

- Sporting activity levels are constant with the national average.
- The top sports that Elaine participates in are: Keep fit/gym, 21% of this segment do this at least once a month, swimming and cycling

2.27 The predominant segments in **Worthing**, in order, are:

- Elsie and Arnold (Retirement Home Singles)
- Philip (Comfortable Mid Life Males)
- Roger and Joy (Early Retirement Couples)
- Tim (Settling Down Males)
- Elaine (Empty Nest Career Ladies), and
- Ralph and Phyllis (Comfortable Retired Couples), who replace Frank in the corresponding ranking for Adur

2.28 Each area’s top 6 segments represent nearly 55% of Adur’s population, and nearly 52% of Worthing’s population compared to less than 43% of England’s population.

**Figure 2.3: Numbers of Individuals within each market segment in Adur District**

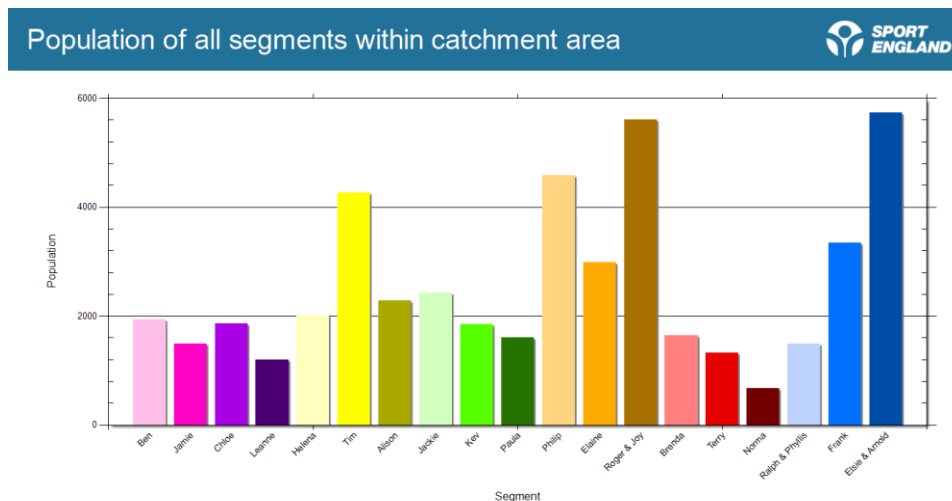
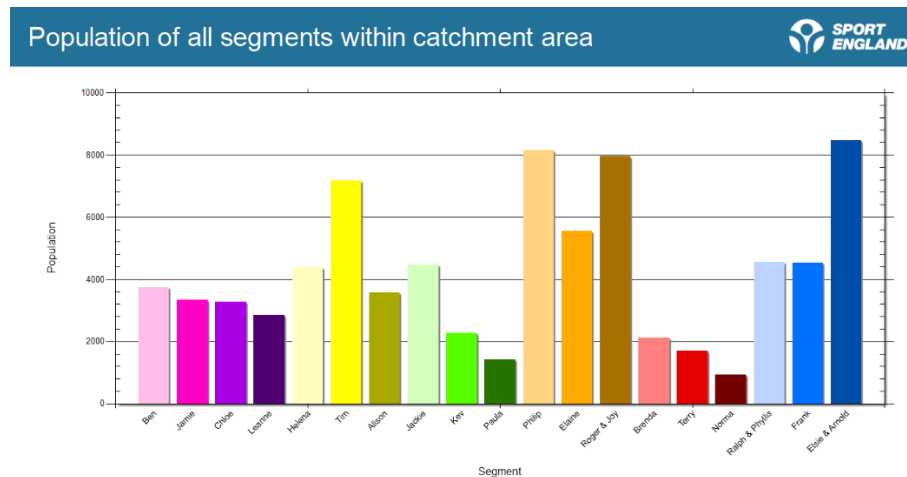


Figure 2.4: Numbers of Individuals within each market segment in Worthing District



### Overview of Provision at schools

2.29 Facilities for the pitch sports are presented under the relevant sports section. However, it is useful to give an overview at this stage of facilities at schools in the Adur & Worthing area, as obviously many of them are multi pitch sport and court sites. Further details are given within the relevant sport's section. The schools listed here are those where pitches and courts (Table 2.7 below) have been identified which either have community use at present or seem likely sites for community use (maybe because this has been accommodated in the past). If pitches have not been assessed they are generally given a standard rating.

2.30 At its simplest 'community use' is a term that is used to describe the extent to which a given sport or recreation facility is available for use by members of the general community- either on a pay-as-you go informal basis, or as part of an organised club or group.

2.31 In practice, the above definition of community use will include a wide range of management regimes whose admission policies will span informal 'pay-as-you-go' access, by the general community; and, through to use by organised clubs and groups by booking or longer-term agreements etc. Whether facilities are available for significant community use depends on several factors, including:

- Type of facility (and whether its size and design might be of use to the community at large, or at least significant groups within the community);
- The cost of using facilities, and whether they are 'affordable';
- The times and days of availability (times of most demand for the general community are likely to be in the evenings and at the weekends, as well as during mid-week lunchtime (popular for people at work)); and,
- The extent to which such use by the community is 'assured' over the longer-term

2.32 From Table 2.7 and other research it is concluded that:

- Over half the total pitch stock is on school sites (primary, secondary, public and private provision). This includes all full size artificial grass pitch provision (except for the 3G FTP at Worthing FC's ground in Woodside Road). Community usage of

the artificial grass pitches varies, often depending on quality and floodlighting. Usage of AGPs varies: good quality provision but spare capacity for matchplay on Saturday afternoons at Shoreham Academy and at SRWA at weekends. Worthing High School has a community pitch and ethos but poor floodlighting and undersize 3G FTP facility.

- School football pitches are very important for youth teams and youth football would not be able to sustain the number of teams it does with access to them. In particular youth teams from Fishersgate Flyers, Shoreham Utd & Seagulls FCs use pitches at Lancing College and Shoreham Academy (Middle Road) to meet fixture requirements. A number of other teams in Worthing and Adur use various small pitches at primary school sites.
- A number of schools have tennis courts of varying quality and floodlighting – community use is often available but most are underused by the community.
- Vale School (primary) in Worthing has a small MUGA but planning conditions prohibit play on Sundays to winter evenings (no floodlights) which has severely curtailed use.
- Schools' engagement with the Strategy consultation process has been very variable, and yet their future buy-in will be of great importance. Several educational establishments have aspirations for (access to) new facilities, notably:
  - St Andrews CoE High School – existing artificial grass pitch requires upgrading; aspirations for 3G provision
  - Chatsmore Catholic High School – aspirations for 3G provision
  - Worthing College – desire for access to 3G FTP provision
  - Durrington High School – desire to increase use for hockey (no longer main base for Worthing Hockey Club)
  - Worthing College – aspirations for access to 3G provision
  - Several schools wish to improve provision for tennis

**Table 2.7 Outdoor Pitch and Court Facilities – Adur and Worthing Schools**

**Table 2.7A Schools in Adur with existing or recent community use of their pitches and courts**

<b>Ref. No.</b>	<b>Name</b>	<b>Type of School</b>	<b>Facilities</b>	<b>Condition</b>	<b>Community Use</b>	<b>Notes/ Aspirations</b>
AW.25	Lancing College	Independent School	1 x full size floodlit sand based AGP; 2 x adult football; 3 snr rugby pitches; 4 x cricket pitches; tennis goods	Good, assessed from a distance	Community use for junior football teams on football pitches; no other community use recorded, although AGP has been offered for overflow to Worthing Hockey Club	
AW.42	Shoreham Academy	Secondary	Full size floodlit 3G FTP	Good	Community use for training	
AW.42	Shoreham Academy	Secondary	3 tennis courts; not floodlit	Good	Available for community use; community use takes place	
AW.42	Shoreham Academy	Secondary	Jnr 11v11; jnr 9v9; mini 7v7; mini 5v5; senior rugby	Standard	Used by range of community teams (football pitches); rugby use not known	
AW.46	Sir Robert Woodard Academy	Secondary	Full size floodlit 3G FTP; 2 adult football	Good	Used by some community teams for training (football and rugby) on 3G; grass pitch community use not known (none recorded)	
AW.46	Sir Robert Woodard Academy	Secondary	4 courts marked for netball, tennis and softball. Floodlit	Good	Available for community use; usage not known	
AW.05	Buckingham Park Primary School	Primary	Adult & 2 jnr 11v11 pitches	Not assessed	No known community use at present but has been used in past; available	There were problems with some damage to facilities
AW.15	Eastbrook Primary School	Primary	2 jnr 11v11	Not assessed	Used by community teams	

**Adur & Worthing Playing Pitch Strategy Stage C Needs Assessment Report**

Ref. No.	Name	Type of School	Facilities	Condition	Community Use	Notes/ Aspirations
AW.19	Glebe Primary School	Primary	1 jnr 11v11	N/A	No known community use at present	
AW.31	North Lancing Primary School		1 jnr 11v11	N/A	No known community use at present	
AW.47	Sompting Abbots Prep. School	Independent School	1 jnr 11v11; 1 cricket; 3 mini soccer	Not assessed	Not known; none recorded	No grass pitches. Uses Worthing RFC's ground for rugby
AW.49	Sompting Village Primary School	Primary	1 jnr 9v9	Not assessed	Used by community teams	
AW.55	St Nicholas & St Mary CoE Primary School	Primary	1 jnr 11v11	Not assessed	No known community use at present	
AW.56	St Peter's Catholic Primary School		1 jnr 11v11	Not assessed	No known community use at present but available	
AW.58	The Globe Primary Academy		1 jnr 9v9 and mini 5v5	Not assessed	Used by community teams	

**Table 2.7A Schools in Worthing with existing or recent community use of their pitches**

Ref. No.	Name	Type of School	Facilities	Condition	Community Use	Notes/ Aspirations
AW.09	Davison CoE High School for Girls	Secondary	1 adult football & 2 mini soccer	Problems with drainage; being addressed	None recorded	
AW.09	Davison CoE High School for Girls	Secondary	Floodlit tennis courts	Adequate	Managed by South Downs Leisure outside of school hours; usage not known	
AW.11	Durrington High School	Secondary	2 adult football; 2 x 9v9; full size floodlit sand AGP; cricket;	Grass pitches standard; AGP good	Used by community teams	Underused facility for hockey and football

**Adur & Worthing Playing Pitch Strategy Stage C Needs Assessment Report**

<b>Ref. No.</b>	<b>Name</b>	<b>Type of School</b>	<b>Facilities</b>	<b>Condition</b>	<b>Community Use</b>	<b>Notes/ Aspirations</b>
			senior rugby			
<b>AW.11</b>	<b>Durrington High School</b>	Secondary	MUGA marked for 5 tennis/4 netball	Poor concrete surface; slippery. Not floodlit	Available but low usage because of quality	Resurfacing of courts and floodlit to improve offer to students and community lettings
<b>AW.54</b>	<b>St Andrews CoE High School for boys</b>	Secondary	Full size floodlit sand based AGP; adult football; senior rugby; cricket	AGP standard; grass pitches standard	Some community use of AGP. None of pitches but school wants to increase.	For 3G FTP. (restrictions on floodlighting time)
<b>AW.54</b>	<b>St Andrews CoE High School for boys</b>	Secondary	3 tennis courts; not floodlit	Adequate surface	Available for community use but not used very much	
<b>AW.06</b>	<b>Chatsmore Catholic High School</b>	Secondary	1 adult football, 1 rugby football, 3 – 4 junior football	Standard. , pitches can get waterlogged	No community use outdoors at present but want to develop. Indoor cricket nets used by local teams	For 3G FTP
<b>AW.06</b>	<b>Chatsmore Catholic High School</b>	Secondary	3 tennis, not floodlit	Poor/satisfactory	Available but not used by community	School wishes to resurface and increase community use
<b>AW.65</b>	<b>Worthing High School</b>	Secondary	Undersize floodlit 3G FTP; cricket; jnr football 11v11; senior rugby	FTP standard; poor lighting in parts. Grass pitches not assessed	FTP used by community teams. No community use of grass pitches recorded.	
<b>AW.65</b>	<b>Worthing High School (Glyn Owen Centre)</b>	Secondary	3 x courts, marked for netball/tennis	Run off area not to match dimensions. Not floodlit. Good surface	Available for community use but underused	

**Adur & Worthing Playing Pitch Strategy Stage C Needs Assessment Report**

<b>Ref. No.</b>	<b>Name</b>	<b>Type of School</b>	<b>Facilities</b>	<b>Condition</b>	<b>Community Use</b>	<b>Notes/ Aspirations</b>
AW.34	<b>Our Lady of Sion School</b>	Independent	Small sand filled AGP	Not assessed	No recorded community use	
AW.03	<b>Broadwater Primary School</b>	Primary	1 jnr 11v11	Not assessed	No recorded community use	
AW.12	<b>Durrington Infant &amp; Junior School</b>	Primary	2 x 7v7 and 2 x 5v5	Not assessed	Used by community teams	
AW.33	<b>Orchards Junior School</b>	Primary	2 x 7v7	Not assessed	Used by community teams	
AW.36	<b>Palatine School</b>	Special School	Jnr football 11v11	Not assessed	No recorded community use	
AW.59	<b>Thomas A Becket Junior School</b>	Primary	Mini 9v9 and 7v7; cricket	Not assessed	Used by community teams	
AW.60	<b>Vale School</b>	Primary	Small 3G pitch; jnr 11v11 grass	Not assessed	Used by community teams	Planning conditions mean MUGA cannot be used Sundays or winter evenings – deters bookings
AW.62	<b>West Park CoE Primary School</b>	Primary	2 x jnr 11v11	Not assessed	No recorded community use	

## **3 FOOTBALL**

---

3.1 This section assesses the adequacy of pitches for football in Adur & Worthing by presenting the following:

- An overview of pitch supply:
- An overview of demand for football
- The pattern of play of football
- A review of the capacity and adequacy of current provision across Adur & Worthing, including an understanding of activity at individual sites
- The future picture of provision for football in Adur & Worthing

### **OVERVIEW OF PITCH SUPPLY**

#### **Quantity and quality**

3.2 Table 3.1 below sets out the known football pitches identified by this Study. The letters in the 'Community Use' column signify the following, as set out in Sport England's latest Playing Pitch Strategy Guidance, October 2013.

- A. Available for community use and used
- B. Available for community use and unused
- C. Not available for community use, as matter of policy and practice
- D. Not available as disused. Any sites where sites where pitches were once but are no longer marked out and remain undeveloped.

3.3 Table 3.1 includes all known football pitch facilities at educational establishments in the Adur & Worthing Study area where community use has been recorded. There are some state and private schools that have sports pitches that are not available for secured community use. Guidance states that "as a guide there should be a good degree of certainty that the pitch will be available to the community for at least the following three years...arrangements which may suggest such certainty could include:

- a formal community use agreement;
- a leasing or management agreement requiring pitches to be available to the community/a community club;
- a formal policy for community use adopted by the owner and or educational establishment; and
- written confirmation from the owner and or educational establishment".

3.4 As regards quality, the ratings – 'good', 'standard' and 'poor' - given to both the pitch quality and built facilities are based upon Sport England's playing pitch strategy guidance. The VQA (Visual Quality Assessment) pitch quality score is based upon the amalgamation of a score for the playing surface (grass length/cover, size/slope/evenness of pitch and any problem areas) with a score for the pitch maintenance programme (frequency and adequacy of grass cutting, seeding and application of remedial dressings). Below is a summary from site visits and from consultation with clubs and other users.



**Table 3.1A : List of Grass Football Pitches with Community Use in Adur**

(for ease of understanding, pitches listed in order: Lancing and Sompting; Shoreham by Sea; Southwick and Fishersgate).

In some instances – particularly at schools - it was not possible to assess the pitches; these cases, ‘standard’ quality ratings have been applied, unless user groups have provided evidence to the contrary.

At many schools, separate changing facilities for user groups are not available; therefore they have not been assessed and nothing is recorded.

Site Ref No	Area	Owner/ Manager	Name	Adult Football	JUNIOR 11V11	JUNIOR 9V9	Mini 7v7	Mini 5v5	Community Use	Pitch Quality Rating	Changing Quality Rating	Club/teams playing
<b>Lancing and Sompting</b>												
AW.01	Adur	Commercial	American Express Elite Football Performance Centre						A	Excellent. Variety of pitches.	Not assessed	Some community use by BHA youth teams, including regular use by u23s..
AW.08	Adur	Local Authority	Croshaw Recreation Ground	1			1	1	A	Standard. Very well worn and strange faint markings suggest pitch has previously been over marked. Strange dimensions for mini pitches.	Good. Club put in new changing	Lancing Utd FC – various teams – Sat and youth. Club’s Sunday teams play off-site
AW.14	Adur	Local Authority	East Lancing Recreation Ground	1					A	Poor. Pitch appears to have been moved and previous burnt lines still apparent. Messy goal litter. Needs drainage works	Poor. Club involved in redeveloping changing rooms.	The Village FC – 2 Sunday teams
AW.25	Adur	Other Independent School	Lancing College	2					A	Good. There are other pitches but probably just 2 included with community use		4 youth teams – Lancing Utd, Shoreham & Seagulls
AW.30	Adur	Local Authority	Monks Recreation Ground	1			1		A	Poor. Site also includes	Condemned	Lancing FC Youth &

**Adur & Worthing Playing Pitch Strategy Stage C Needs Assessment Report**

Site Ref No	Area	Owner/ Manager	Name	Adult Football	JUNIOR 11V11	JUNIOR 9V9	Mini 7v7	Mini 5v5	Community Use	Pitch Quality Rating	Changing Quality Rating	Club/teams playing
										burned lines for a 9v9 and another 7v7, only 2 pitches with white lines but untidy ground difficult to assess current use. Dangerously pitted goalmouth. Needs drainage works		Lancing Utd Sunday
<b>AW.31</b>	Adur	Community school	<b>North Lancing Primary School</b>		1				C	Standard		No community use
<b>AW.41</b>	Adur	Community school	<b>Seaside Primary School</b>			1			C	Not assessed		No community use
<b>AW.46</b>	Adur	Academies	<b>Sir Robert Woodard Academy</b>						B	Not assessed		No teams using
<b>AW.47</b>	Adur	Other Independent School	<b>Sompting Abbotts Preparatory School</b>		1		2	1	C	Not assessed		No community use
<b>AW.48</b>	Adur	Local Authority	<b>Sompting Recreation Ground</b>	2			1		A	Standard. Changing across road in community centre. Some rubbish. Grass tufted in places	Standard/poor. In Harriott Johnson Centre , not considered suitable.	Sompting FC (Sat); Lancing MMC (Sun); Lancing Utd youth and Lancing Yth
<b>AW.49</b>	Adur	Community school	<b>Sompting Village Primary School</b>			1			A	Standard		Lancing Rangers Jnrs & Minis
<b>Shoreham by Sea</b>												
<b>AW.04</b>	Adur	Local Authority	<b>Buckingham Park</b>	3	1	1	1	1	A	Standard. Sloping (sideways for football pitches) site. Good grass.	Standard/Poor – 'Poor. Outdated, showers often don't work. No	1 Saturday adult team; 4 Sunday adult teams; various AFC Strikers (Sunday)

**Adur & Worthing Playing Pitch Strategy Stage C Needs Assessment Report**

Site Ref No	Area	Owner/ Manager	Name	Adult Football	JUNIOR 11V11	JUNIOR 9V9	Mini 7v7	Mini 5v5	Community Use	Pitch Quality Rating	Changing Quality Rating	Club/teams playing
											supervision'	youth teams
<b>AW.05</b>	Adur	Community school	<b>Buckingham Park Primary School</b>		1				C	Not assessed		No community use
<b>AW.19</b>	Adur	Community school	<b>Glebe Primary School</b>			1			C	Not assessed.		No community use
<b>AW.29</b>	Adur	Local Authority	<b>Middle Road Recreation Ground</b>	1			1	1	A	Standard. All pitches burned markings and show signs of use but no white lines apparent.	Standard	Shoreham FC & Shoereham & Adur Youth – can't accommodate all on site
<b>AW.43</b>	Adur	Academies	<b>Shoreham Academy Pitches (Middle Road)</b>		1	1	1	1	A	Standard	None	Youth teams from Fishersgate Flyers, Shoreham Utd & Seagulls FCs
<b>AW.44</b>	Adur	Other Independent School	<b>Shoreham College</b>	2					C	Not assessed	Not assessed	No community use
<b>AW.45</b>	Adur	Local Authority	<b>Shoreham FC, Middle Road</b>	1					A	Good. Old, established, enclosed, single pitch site. Good grass surface.	Good	Shoreham FC – 1 adult and 2 x u18s
<b>AW.55</b>	Adur	Voluntary Aided School	<b>St Nicolas And St Mary C of E Primary School</b>		1				C	Not assessed		No community use
<b>AW.56</b>	Adur	Voluntary Aided School	<b>St. Peters Catholic Primary School</b>			1			B	Not assessed		No community use
<b>AW.58</b>	Adur	Academies	<b>The Globe Primary Academy</b>			1		1	A	Standard.		Lancing Rangers Youth 7 mini

**Adur & Worthing Playing Pitch Strategy Stage C Needs Assessment Report**

Site Ref No	Area	Owner/ Manager	Name	Adult Football	JUNIOR 11V11	JUNIOR 9V9	Mini 7v7	Mini 5v5	Community Use	Pitch Quality Rating	Changing Quality Rating	Club/teams playing
<b>Southwick and Fishersgate</b>												
AW.15	Adur	Academies	Eastbrook Primary Academy		2				A	Standard		Fishersgate Flyers U10 and u12 – 9 matches each
AW.18	Adur	Local Authority	Fishersgate Recreation Ground					1	A	Poor. Mini pitch within play/recreation area. Much surface damage.	None	Used by two Fishersgate Flyers mini teams
AW.38	Adur	Local Authority	Quayside Recreation Ground		1				B	Poor. Very tight margins. Adjacent land could be used as mini pitch with surface improvements rated poor	None apparent	No teams using
AW.50	Adur	Local Authority	Southwick Football Club	1					A	Standard. Old, established, enclosed, single pitch site.	Good	Southwick FC (3 teams) 3 teams, 1 <sup>st</sup> Sats, u23s midweek and u18s Sundays
AW.52	Adur	Local Authority	Southwick Hill Recreation Ground	1		1	2		A	Standard. Exposed sloping site (sideways on pitches). Some animal damage.	None	Mile Oak wanderers – 7 youth teams
AW.53	Adur	Local Authority	Southwick Recreation Ground	1		2	1	2	A	Standard. Big, busy football site (Southwick Rangers FC) Optimum use of available grass area.	Standard. There is a small changing area in clubhouse with toilets and no showers as well as neighbouring leisure centre.	Southwick Rangers (youth teams) AFC Aymer & Real Rosehill (Sunday)

**Table 3.1W : List of Grass Football Pitches with Community Use in Worthing**

*In some instances – particularly at schools - it was not possible to assess the pitches; these cases, 'standard' quality ratings have been applied, unless user groups have provided evidence to the contrary.*

*At many schools, separate changing facilities for user groups are not available; therefore they have not been assessed and nothing is recorded.*

Site Ref No	Area	Owner/ Manager	Name	Adult football	Junior 11V11	Junior 9v9	Mini 7v7	Mini 5v5	Community Use	Pitch Quality Rating	Changing Quality Rating	Club/teams playing
AW.02	Worthing	Local Authority	<b>Broadwater Green</b>				1		A	Standard. Possible scope for more mini pitches although site is unprotected and surrounded by busy roads.	Standard. Dated cricket pavilion on site.	AFC Worthing Youth
AW.06	Worthing	Voluntary Aided School	<b>Chatsmore Catholic High School</b>	1		3			C	Standard		No community use as pitches get easily waterlogged
AW.09	Worthing	Voluntary Controlled School	<b>Davison Church of England High School for Girls</b>						C	Poor? 2/3 grass pitches – major flooding c. 5 yrs ago; improved drainage works taking place		No community use
AW.11	Worthing	Community school	<b>Durrington High School</b>	2		2			A	Standard		Worthing Dynamos
AW.12	Worthing	Community school	<b>Durrington Infant and Junior School</b>				2	2	A	Standard		Worthing Dynamos – u10s and u11s
AW.13	Worthing	Local Authority	<b>Durrington Recreation Ground</b>	2					A	Standard. Posts need painting. Particular problem with dog fouling.	Standard 'Pretty basic. Toilets are quite awful and club has to unlock them.'	1 Saturday teams; 1 Sunday team

**Adur & Worthing Playing Pitch Strategy Stage C Needs Assessment Report**

Site Ref No	Area	Owner/ Manager	Name	Adult football	Junior 11V11	Junior 9v9	Mini 7v7	Mini 5v5	Community Use	Pitch Quality Rating	Changing Quality Rating	Club/teams playing
AW.17	Worthing	Local Authority	<b>Fernhurst Recreation Ground (Worthing)</b>	1		1			A	Good. Good grass. Worn/boggy area in far corner.	Standard. Dated changing shared with cricket.	Goring Galaxy on a Sunday and Broadwater Athletic on a Saturday
AW.20	Worthing	Local Authority	<b>Goring Hall Recreation Ground</b>			1			A	Standard. Rusty posts, no other pitch markings but stud marks suggest some other (training) activity.	No changing	In absence of any info we are sticking 2 x u11s here for AFC Worthing Youth
AW.21	Worthing	Local Authority	<b>Goring Recreation Ground</b>	1				1	A	Standard. Rusty posts. Few weeds. Undulating surface.	Good. Shared with cricket.	Goring by Sea Cricket FC – have heard from – 1 x Sat; 2 x Sunday (1 Sunday and vets) Have allowed for 1 team on mini pitch as think used by someone
AW.22	Worthing	Local Authority	<b>Highdown Field</b>	2		1	1	1	A	Standard. Site slopes further towards the northern end. Rest of area too irregular for pitches.	Standard. Changing within old cottage (1860)	Worthing Minors Youth, W. Brazilian Masters and Northbrook FC on Saturdays
AW.23	Worthing	Local Authority	<b>Hillbarn Recreation Ground</b>	2		1	3	2	A	Standard. Busy site with array of pitches around cricket squares.	Standard. Club wish to develop changing facility and are prepared to invest.	Worthing Utd Youth

**Adur & Worthing Playing Pitch Strategy Stage C Needs Assessment Report**

Site Ref No	Area	Owner/ Manager	Name	Adult football	Junior 11V11	Junior 9v9	Mini 7v7	Mini 5v5	Community Use	Pitch Quality Rating	Changing Quality Rating	Club/teams playing
AW.24	Worthing	Local Authority	Homefield Park			1			B	Poor. Much animal damage to surface, and scar of possible drainage ditch running across pitch	None	No teams using
AW.26	Worthing	Other Independent School	Lancing College Preparatory School		1		1	1	C			No community use
AW.32	Worthing	Local Authority	Northbrook Recreation Ground	2					A	Standard. Well used pitches. Rusty posts.	Standard. 'Damp and mould on inside of changing room.'	3 adult Saturday teams and 2 adult Sunday
AW.33	Worthing	Community school	Orchards Junior School				2		A	Standard		Worthing Minors Youth u9s
AW.35	Worthing	Local Authority	Palatine Park	2	1	2	3	2	A	Good. Scores good other than some weeds and worn surface, but obviously a well used site.	Good. Maintenance and overall quality acceptable.	Worthing Town FC
AW.36	Worthing	Community Special School	Palatine School		1				C			Special school, no community use
AW.37	Worthing	Local Authority	Pond Lane Recreation Ground	1					A	Standard. Site also consists of adult posts with no markings. Too narrow for adult pitch	Standard	1 x Saturday and Sunday leagues.
AW.39	Worthing	Commercial	Robert Albon Memorial Ground	1					A	Stadium pitch, rated good	Good	Worthing Utd FC Saturday adult 1 <sup>st</sup> XI and Sun am u18

**Adur & Worthing Playing Pitch Strategy Stage C Needs Assessment Report**

Site Ref No	Area	Owner/ Manager	Name	Adult football	Junior 11V11	Junior 9v9	Mini 7v7	Mini 5v5	Community Use	Pitch Quality Rating	Changing Quality Rating	Club/teams playing
<b>AW.40</b>	Worthing	Local Authority	<b>Rotary Park Recreation Ground</b>		2	2		2	A	Standard. Site forms southern extension of Hill Barn. Of similar quality with shared pavilion with cricket.	Good. Shared with cricket.	Worthing Utd Youth
<b>AW.54</b>	Worthing	Voluntary Aided School	<b>St Andrew's Church of England High School for Boys</b>	1					B	Standard.	Could use changing in sports hall.	No community use – would like to encourage
<b>AW.59</b>	Worthing	Community school	<b>Thomas A Becket Junior School</b>			1	1		A	Standard		Worthing Minors Youth
<b>AW.61</b>	Worthing	Local Authority	<b>Victoria Park Recreation Ground</b>			1		1	A	Poor. Severe surface damage on both pitches.	No apparent changing	Worthing Minors Youth
<b>AW.62</b>	Worthing	Voluntary Controlled School	<b>West Park C of E Primary School</b>		2				C			No community use
<b>AW.63</b>	Worthing	Local Authority	<b>West Park Recreation Ground (Ladydell)</b>	1					B	Poor. Pitch felt scruffy due to rabbit damage, dog fouling and litter.	No apparent changing	No-one 2018/19 but WBM 2019/20
<b>AW.66</b>	Worthing	Local Authority	<b>Worthing Leisure Centre</b>	1					A	Standard. Pitch in centre of 6 lane 400m artificial running track. Reasonable condition.	Good. Within Leisure Centre	



**Table 3.2 Pitch type by sub area – all categories**

Name of sub area	Sites	Adult football	Junior 11V11	Junior 9v9	Mini 7v7	Mini 5v5	Total pitches
<b>Adur</b>	26	17	9	10	11	9	56
<b>Worthing</b>	26	20	7	16	14	12	69
<b>Total</b>	<b>52</b>	<b>37</b>	<b>16</b>	<b>26</b>	<b>25</b>	<b>21</b>	<b>125</b>

3.5 Ownership/Management of the sites is as follows. Adur & Worthing Council is responsible for the majority of football pitches, most of which are on public open space sites

**Table 3.3 Ownership/Management of Sites**

	Sites	Pitches
<b>Local Authority/ Parish Council</b>	27	78
<b>Private/Sports Club*</b>	2	1
<b>Education</b>	23	46
<b>TOTAL</b>	<b>52</b>	<b>125</b>

\*The American Express Elite Football Performance Centre is listed as a site but does not include any (grass) pitches.

### General Quality of Pitches

**Table 3.4 Quality rating by type of pitch**

Type of Pitch	Good	Adequate/standard	Poor	Total
<b>Adult</b>	7	25	3	35
<b>Junior</b>	4	25	3	32
<b>Mini</b>	5	33	3	41
<b>Total</b>	<b>16</b>	<b>83</b>	<b>9</b>	<b>108</b>

\*N.B. Only 108 out of 125 pitches received quality ratings.

3.6 The pitches rated as good are: the senior clubs with ‘stadium’ pitches, Worthing United FC at the Robert Albon Memorial Ground, and Shoreham FC; the ten pitches at Palatine Park; Fernhurst Recreation Ground and the two grass pitches with occasional community use at Lancing College.

3.7 The poor pitches were noted at East Lancing Recreation Ground, Fishersgate Recreation Ground, Monks Recreation Ground and Quayside Recreation Ground (all in Adur). Poor pitches in Worthing were at Homefield Park, Victoria Park and Ladydell (West Park Recreation Ground). Nearly all poor pitches were sited in areas of public open space rather than sport specific grounds.

3.8 The Master Database – Appendix 1E – also records all comments made. Further analysis is included within Section 8 and site summaries are presented in Section 9: Site Overviews

3.9 It is an aim of the PPS to triangulate the evidence on pitch quality i.e. to take note of the Visual Quality Assessment, the clubs' own views and any pitch inspection reports and/or any overviews from leagues or the FA. A balance also has to be sought between those sites on which clubs have commented and those where no user feedback is available.

3.10 The following comments were received on factors that (a) make it difficult for clubs to accommodate all their home matches, expand their activities or progress to a higher division or league. This is a sample, as many additional comments were received through talking directly with clubs – these are summarized in Section 8.

**Table 3.5: Restrictive factors preventing clubs from expanding their activities**

Area	Ground	Club	Factors restricting club's development
Adur	East Lancing Recreation Ground	The Village FC	General state of pitch and changing facility. No floodlighting.
Adur	Middle Road Recreation Ground	Shoreham FC	There are also not enough 3G pitches in the area and the ones that are available are far too expensive to use on a regular basis. This means we cannot expand any further.
Adur	Southwick Recreation Ground	Southwick Rangers FC	Not enough pitches as we have players on the waiting list and we are full.
Worthing	Goring Recreation Ground	Goring by Sea Cricket FC	In order to progress the pitch would need to have a barrier around the perimeter of the pitch.
Worthing	Northbrook Recreation Ground	Maybridge FC	Sometimes other clubs are playing on pitch-clash so end up playing elsewhere. Ground gets cut up in winter months.
Worthing	Palatine Park	Worthing Town FC	The pitches flood regularly when it rains and due to the number of teams we have, it results in a lot of football sessions: training / matches being called off. There is far too much dog fouling in the park and nothing ever done to correct this issue.
Worthing	Robert Albon Memorial Ground	Worthing United FC	Limited availability due to existing teams.

3.11 Clubs were also asked whether they are satisfied with the overall provision of football pitches and ancillary provision within Adur and Worthing and to give details. Out of 17 clubs responding, 7 (41%) said yes, they were satisfied. The remaining 10 (59%) clubs who are not satisfied gave reasons already reported on above (pitch drainage, maintenance etc) plus comments on a general shortage of pitches.

3.12 Key issues emerging are considered in the Summary of Key Findings and Issues Report.

## OVERVIEW OF DEMAND

### Demand and Latent Demand for Football

3.13 From the Active People Survey and Market Segmentation data it is possible to estimate:

- the proportion of the local adult population within each market segment group that **currently** participate in football in Adur (2,748)

- the proportion of the local adult population within each market segment group that **currently** participate in football in Worthing (4,933)
- how many adults in Adur **would like** to participate (or participate more) in football, i.e. latent demand (558).
- how many adults in Worthing **would like** to participate (or participate more) in football, i.e. latent demand (980). The following figures present this information pictorially.

Figure 3.6 Population within Adur participating in football

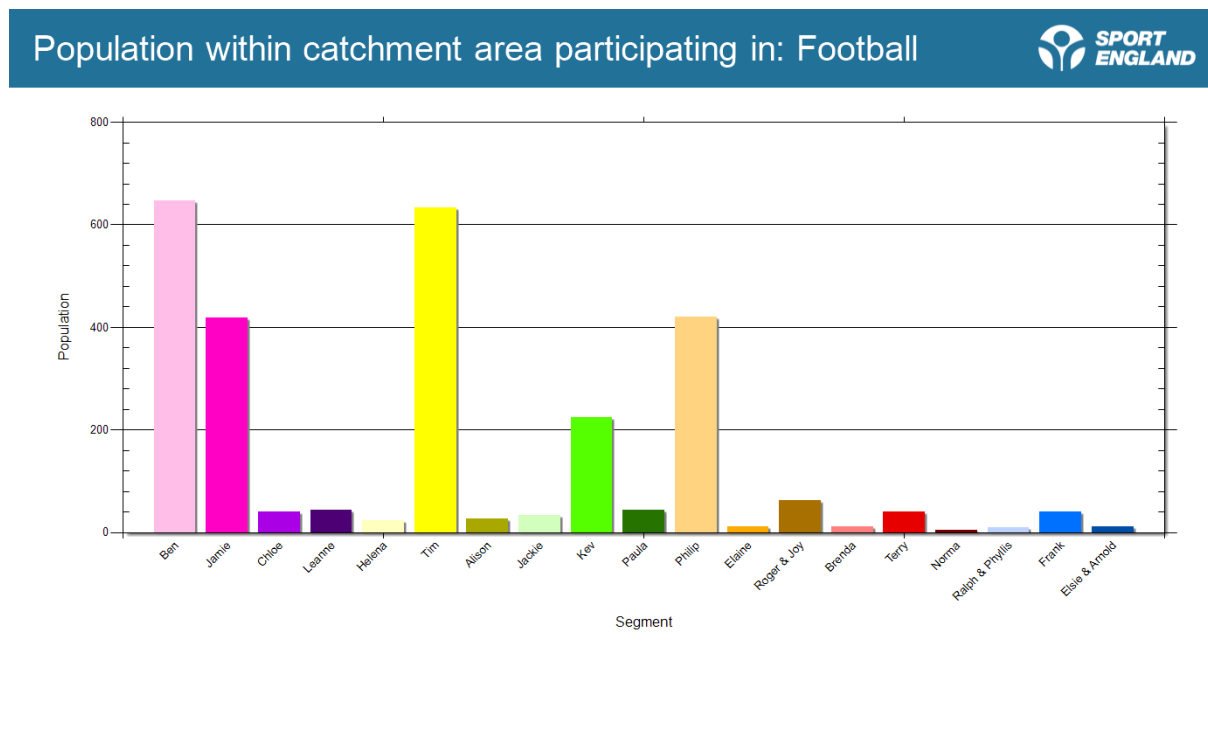


Figure 3.7 Population within Worthing participating in football

Population within catchment area participating in: Football 

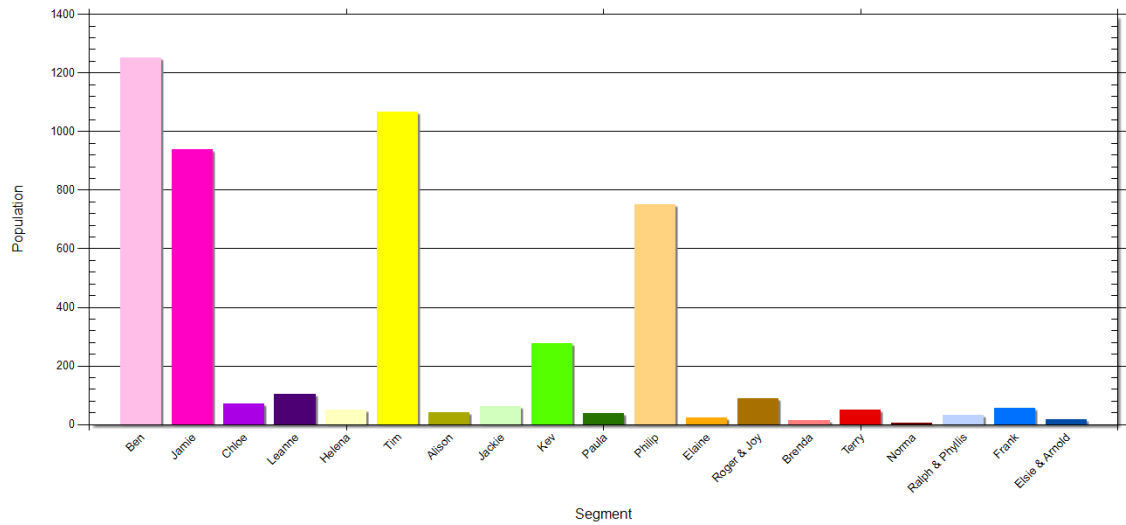


Figure 3.8 Population within Adur wanting to participate in football

Population within catchment area wanting to participate in: Football 

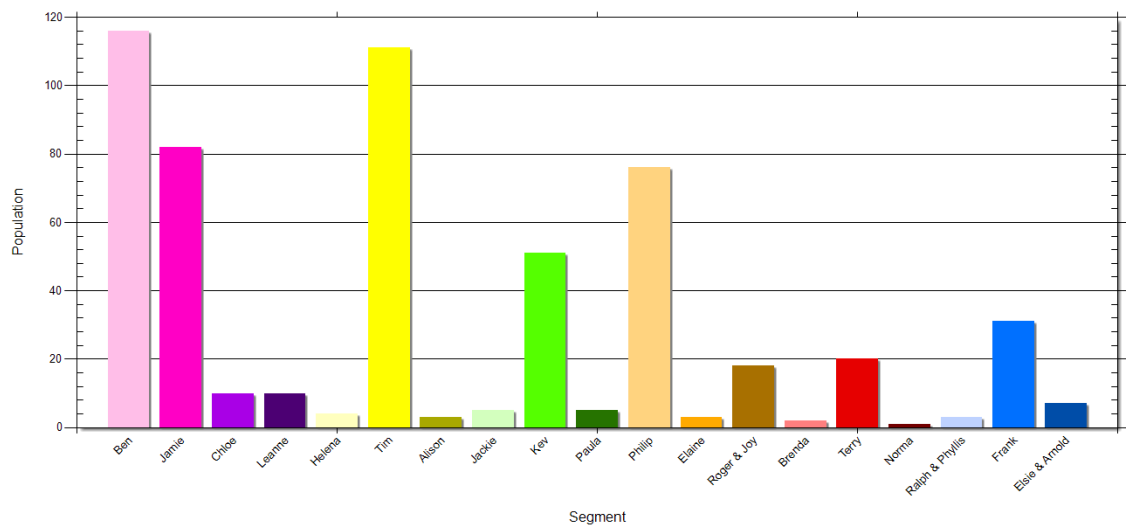
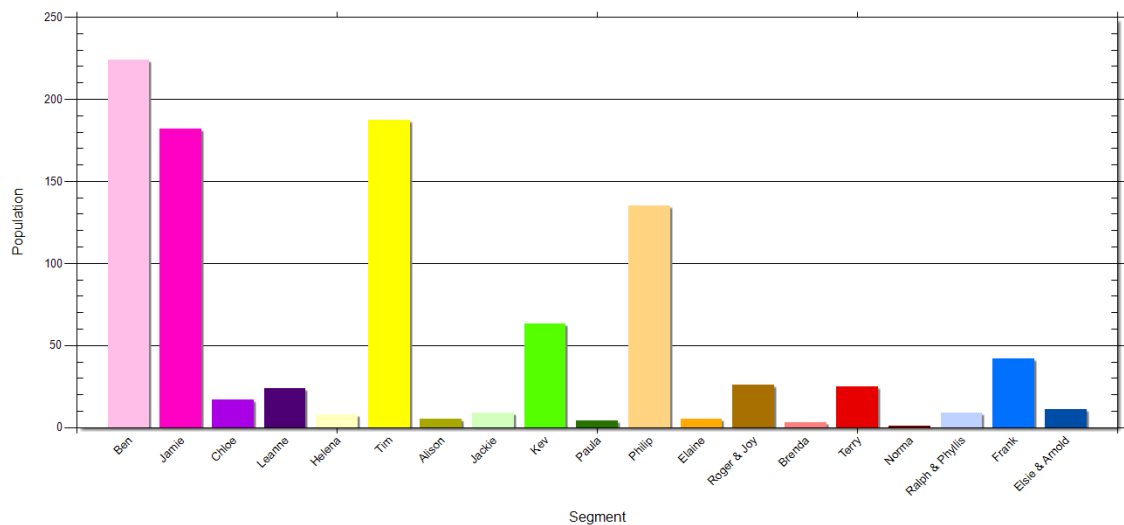


Figure 3.9 Population within Worthing wanting to participate in football

Population within catchment area wanting to participate in: Football



3.14 The key participants in football in Adur & Worthing come from those market segments groups that are most likely to play football nationally. However, the relative proportion of the population that participates from each group differs from national rates due to the make-up of the local population. For football, the main market segmentation groups in both Adur and Worthing are:

- **Ben:** competitive male urbanite, mainly aged 18-25, single, graduate professional.
- **Tim:** settling down male, mainly aged 26-45, married or single, may have children, professional.
- **Philip:** comfortable mid-life male, mainly aged 46-55, married with children, full time employment and owner occupier.
- **Jamie:** sports team lad, mainly aged 18-25, single, vocational student
- **Kev:** pub league team mate, mainly aged 36-45, married or single, may have children, vocational job.

3.15 The main female segments participating in football in Adur and Worthing are:

- **Leanne:** Young busy mums and their supportive college mates, and
- **Chloe:** Young image-conscious females keeping fit and trim

### Clubs and Teams Playing in Adur & Worthing

3.16 The following table sets out clubs and teams playing in Adur & Worthing:

Table 3.10 List of Football Teams and Clubs in Adur & Worthing

Area	Club			Junior teams									Mini teams					ALL TOTAL
		Adult Men	Adult Ladies	Junior Total	U18	U17	U16	U15	U14	U13	U12	U11	Mini Total	U10	U9	U8	U7	
Adur	AFC 2015	1																1
Adur	AFC Aymer	1																1
Adur	AFC Romans	2																2
Adur	ASC Strikers			8			1	1	1	1	2	2	3	1	1	1		11
Adur	Brighton & H.A. Women's FC		1				1		1				2					3
Adur	Fishersgate Flyers FC			8				1	2	1	2	2	3	1	1	1		11
Adur	Hillside Rangers FC	1																1
Adur	Lancing FC	2	1	7	2		2			1		2	5	2	1	1	1	15
Adur	Lancing OMC	1																1
Adur	Lancing Rangers FC			6	1				1	2	1	1	8	2	2	3	1	14
Adur	Lancing United FC	5		6				1	1	1	1	2	6	3	1	1	1	17
Adur	Mile Oak Wanderers			3					1	1	1		4	1	1	1	1	7
Adur	Railway FC	1																1
Adur	Real Rosehill FC	1																1
Adur	Seagulls FC			4			1	1		1		1	4	1	1	1	1	8
Adur	Shoreham FC	1		12	2		1	5	1	1	1	1	4	2	1		1	17
Adur	Sompting FC	2																2
Adur	Southwick FC	2		1	1													3
Adur	Southwick Rangers FC			6				1	1	1	2	1	5	1	2	1	1	11
Adur	The Village FC	2																2
Adur	Worthing Predators FC	1																1
	<b>Adur Total</b>	<b>23</b>	<b>2</b>	<b>61</b>	<b>6</b>	<b>0</b>	<b>6</b>	<b>10</b>	<b>9</b>	<b>10</b>	<b>10</b>	<b>12</b>	<b>44</b>	<b>14</b>	<b>11</b>	<b>10</b>	<b>7</b>	<b>130</b>
Worthing	AFC Broadwater	1																1
Worthing	AFC Goring	1																1
Worthing	AFC Worthing Youth			2								2	4	2	1		1	6

**Adur & Worthing Playing Pitch Strategy Stage C Needs Assessment Report**

Area	Club			Junior teams									Mini teams					ALL TOTAL
		Adult Men	Adult Ladies	Junior Total	U18	U17	U16	U15	U14	U13	U12	U11	Mini Total	U10	U9	U8	U7	
Worthing	Athletico VB	1																1
Worthing	BC Rovers FC	1																1
Worthing	Broadwater Athletic FC	1																1
Worthing	FC Zimmer	1																1
Worthing	Goring by Sea Cricket FC	3																3
Worthing	Goring Galaxy FC	1																1
Worthing	Goring St Theresa's FC	1																1
Worthing	Maybridge FC	1																1
Worthing	Northbrook FC	1																1
Worthing	Rebels FC	1																1
Worthing	Smugglers FC	1																1
Worthing	St Marys FC	1																1
Worthing	Worthing Borough FC	1																1
Worthing	W. Brazilian Masters FC			1							1		6	2	1	2	1	7
Worthing	Worthing College	2	1															3
Worthing	Worthing Dynamos FC			8					1	1	3	3	14	3	3	4	4	22
Worthing	Worthing FC	1	1	4	1		1	1	1									6
Worthing	Worthing Minors Youth FC			9			2	1	1	2	1	2	6	3	1	1	1	15
Worthing	Worthing Town FC	4	1	23	3		2	2	3	3	4	6	12	3	3	3	3	40
Worthing	Worthing United FC	1		1	1													2
Worthing	Worthing United Youth FC			15			1	1	1	4	3	5	12	4	4	2	2	27
Worthing	Yohah United	1																1
	<b>Worthing Total</b>	<b>26</b>	<b>3</b>	<b>63</b>	<b>5</b>	<b>0</b>	<b>6</b>	<b>5</b>	<b>7</b>	<b>10</b>	<b>12</b>	<b>18</b>	<b>54</b>	<b>17</b>	<b>13</b>	<b>12</b>	<b>12</b>	<b>146</b>
	<b>GRAND TOTAL</b>	<b>49</b>	<b>5</b>	<b>124</b>	<b>11</b>	<b>0</b>	<b>12</b>	<b>15</b>	<b>16</b>	<b>20</b>	<b>22</b>	<b>30</b>	<b>98</b>	<b>31</b>	<b>24</b>	<b>22</b>	<b>19</b>	<b>276</b>

3.17 Salient points are:

- 276 teams have been identified as playing for clubs based in Adur and Worthing – 3 teams, under 6 years old are not included - from 46 clubs in total (11 of which are junior clubs only) 49 adult teams, 5 Ladies teams, 124 junior teams and 98 mini teams.
- For comparison, in 2014, the PPS Study recorded 300 teams: 102 men, 6 ladies, 112 junior and 80 mini. Whilst that total may have included extra teams playing as part of Albion in the Community, it does seem as though there has been a decline in adult teams and an increase in junior and mini teams.
- It should also be noted that Brighton and Hove Albion youth teams play regularly throughout the season at the American Express Elite Performance Centre (AEEPC). All age groups from u9-u18 (10 teams) plus the u23 Development Squad play here. However, as these teams are predominantly generated from outside the area, they have not been added to the totals of teams in Adur and Worthing.
- Adur based teams were recorded as playing their home games outside the district: Lancing FC U18 playing at Shipley, Lancing United 1<sup>st</sup> XI and Shoreham FC U15 both playing at Victoria Park, Portslade Recreation Ground.
- The highest ranked club in the football hierarchy in Adur and Worthing is currently Worthing FC whose first team play in the Premier Division of the Isthmian League.
- The next step down is the Southern Combination League where Lancing FC play in the premier division, Shoreham FC, Southwick FC and Worthing United are in division one and Worthing Town FC in division two.
- A feeder league into the Southern Combination is the Brighton Worthing and District League. This league caters for the balance of adult, Saturday play in the area. Sunday, adult football has experienced a considerable decline in recent years nationally, and whilst the numbers of clubs fluctuate considerably, Sunday football in Adur & Worthing is still holding its own. The two leagues in which local teams play are the Worthing Horsham and District Sunday League and the Sussex Sunday Football League. As many of the name of leagues suggest, they have been formed by amalgamation of previous leagues.
- Competitive youth and junior football in the area is split between the Sunday Sussex Youth League and the Arun and Chichester Youth League, where both leagues run over 30 divisions catering for children between 6 and 16 years old.

**Trends in membership**

3.18 Out of 32 clubs responding when asked whether the number of their teams had increased, decreased or stayed the same over the last 3 years, 13 said increased, 11 said decreased (some clubs experienced different changes in certain age groups). In talking to clubs, 4 said they would not be running their team next year.

**Table 3.11: Clubs where playing membership, or numbers of teams, has changed over the past 3 years and reasons for change.**

Area	Club	Change	Reason (where given)
A	Worthing Predators FC	Decreased	No longer run a second team
A	AFC Romans	Increased	



Area	Club	Change	Reason (where given)
A	Lancing FC	Increased	We have expanded the seniors with two U18s teams, we are becoming an SSE Wildcats center for 5-11 year old girls and we added a ladies team. Next season we also add disability.
A	Shoreham FC	Increased	
A	Sompting FC	Increased	New players signing on
A	Southwick Rangers FC	Mixed	We had to fold the adult men's teams due to lack of finances and we cannot get enough girls who want to play in a girls section. Our mixed teams have grown in numbers.
W	Goring by Sea Cricket FC	Decreased	Limited availability of players.
W	Worthing United FC	Decreased	Costs & excessive use of pitch.
W	Worthing Brazilian Masters FC	Increased	New club.
W	Worthing Town FC	Increased	
W	Worthing United Youth FC	Increased	Strikers were a separate club playing at Goring Hall Field but have now amalgamated to be part of Worthing United Youth FC.

## PATTERN OF PLAY AND ASSESSMENT OF CAPACITY

### PATTERN OF PLAY

#### Matchplay

3.19 In assessing whether there is sufficient capacity to accommodate footballing activity at existing playing fields, it is necessary to understand the pattern of play and the training that takes place. The pattern of play across Adur and Worthing is shown below.

**Table 3.12: Pattern of play for football in Adur and Worthing**

	Sat	Sun	Midweek	Total number of teams
Senior Football	22 (38%)	32 (55%)	4 (7%)	58
Ladies		5 (100%)		5
Youth	2 (2%)	113 (98%)		115
Minis	8 (8%)	88 (92%)		96
TOTAL	32 (12%)	238 (87%)	4 (1%)	274

### CAPACITY

3.20 Supply and demand is measured through the use of match equivalents to ensure that a comparison is possible. Both the adequacy of pitch provision to meet demand over the course of a week; and the capacity of a pitch to meet demand at peak time are measured. To measure demand, a team playing home fixtures every other week would generate the equivalent of 0.5 match equivalents per week (one fixture every other week). Match equivalent values are also used to measure the use of pitches by educational establishments and the impact of casual access and training.

### **Peak Time Demand**

3.21 The ability of a pitch to accommodate demand at peak time is as important as the overall capacity of the site over a week. The local leagues currently have specific kick off times and it is important that there are enough pitches available when teams are scheduled to play.

3.22 Based on the information presented in Table 3.19 above, peak time for senior, youth and mini football is Sunday morning.

3.23 It should be noted that pitches can only be considered to have spare capacity at peak time when they are not already utilised to their full capacity over the course of a week. An adult pitch that is not used on a Saturday afternoon (district wide peak time), but is used three times per week at other times (Sunday morning, Sunday afternoon and midweek for example) would not be considered able to sustain additional play at peak time, even though no one would be using the facility then, as this would be detrimental to the quality of the pitch.

### **Carrying Capacity**

3.24 FA guidelines on playing pitch carrying capacity are used to measure supply. Pitch carrying capacity is based upon the quality of the pitch and the consequential number of matches that it can sustain per week. The assumptions used are set out in the Table below. This means that a 'good' adult football pitch can sustain the equivalent of 3 matches a week (i.e. its 'carrying capacity' is 3 matches a week), whilst a 'standard' mini pitch can sustain the equivalent of 4 mini soccer matches a week.

**Table 3.13: Capacity Scores based upon Pitch Quality**

<b>Agreed pitch quality rating</b>	<b>Number of match equivalent sessions a week</b>		
	<b>Adult football pitch</b>	<b>Youth football pitch</b>	<b>Mini soccer pitch</b>
Good	3	4	6
Standard	2	2	4
Poor	1	1	2

### **Situation at Individual Sites**

3.25 Table 3.14(A-F) below presents an analysis of activity on a site specific basis and considers;

- the amount of play that a site is able to sustain (based upon its quality and the facilities and pitches available);
- how much play takes place at each site, as well as the impact of educational and informal or casual use;
- whether there is any spare capacity at the site based upon a comparison between the capacity of the site and the actual usage; and
- the key issues relating to the site.
- Further information to support this table is contained within the individual Site Overviews and in Appendix 1E.

3.26 The Sport England Playing Pitch methodology has 3 pre-determined descriptions for the assessment of capacity at pitch sport sites (with abbreviations in table below):

- |  |                                       |
|--|---------------------------------------|
| • Potentially able to sustain more play                          | Potential                             |
| • Being played to the level the site can sustain                 | Sustainable                           |
| • Being overplayed   | Overplayed                            |
| • We have added an additional category – play outside peak times | Potentially able to sustain more POPT |

**Table 3.14A: Capacity at Football Pitch Sites in Adur: Adult Grass Pitches**

For ease of understanding, these have been listed according to the 3 sub areas: Lancing and Sompting, Shoreham-by-Sea and Southwick and Fishersgate

	Site Ref	Site Name	Comm. Use Type	Pitch Type	No. of pitches	Current Carrying Capacity for Community Use (see definition 3.24 above)	Current Use	Difference (Total Spare Capacity)	Extent of any spare capacity for community use during the peak period	Assessment	Summary of Capacity
<b>Lancing and Sompting</b>											
Adur	AW.01	American Express Elite Football Performance Centre	C	Adult							Excellent. Variety of pitches but no community use of grass pitches.
Adur	AW.08	Croshaw Recreation Ground	A	Adult	1	2	2.5	-0.5	0	Overplayed	Lancing Utd FC – various teams – Sat and youth. Club’s Sunday teams play off-site
Adur	AW.14	East Lancing Recreation Ground	A	Adult	1	1	1.5	-0.5	0	Overplayed	The Village FC – 2 Sunday teams
Adur	AW.25	Lancing College	A	Adult	2	6	6	0	0	Sustain	4 youth teams – Lancing Utd, Shoreham & Seagulls
Adur	AW.30	Monks Recreation Ground	A	Adult	1	1	1.5	-0.5	0	Overplayed	Lancing FC Youth & Lancing Utd Sunday
Adur	AW.46	Sir Robert Woodard Academy	C	Adult							No details
Adur	AW.48	Sompting Recreation Ground	A	Adult	2	4	5	-1.0	0	Overplayed	Sompting FC (Sat); Lancing OMC (Sun); Lancing Utd Youth and Lancing FC Youth
<b>Shoreham by Sea</b>											
Adur	AW.04	Buckingham Park	A	Adult	3	6	5	1	1	Potential	1 Saturday adult team (Railway); 4 Sunday adult teams; various AFC Strikers (Sunday) youth teams

**Adur & Worthing Playing Pitch Strategy Stage C Needs Assessment Report**

	Site Ref	Site Name	Comm. Use Type	Pitch Type	No. of pitches	Current Carrying Capacity for Community Use (see definition 3.24 above)	Current Use	Difference (Total Spare Capacity)	Extent of any spare capacity for community use during the peak period	Assessment	Summary of Capacity
Adur	AW.29	Middle Road Recreation Ground	A	Adult	1	2	2	0	0	Sustain	Shoreham FC youth using – cannot accommodate all on site
Adur	AW.44	Shoreham College	C	Adult	2						No community use
Adur	AW.45	Shoreham FC (Middle Road enclosed pitch)	A	Adult	1	3	1.5	1.5	0.5	Potential	Shoreham FC – 1 adult and 2 x u18s
<b>Southwick and Fishersgate</b>											
Adur	AW.50	Southwick Football Club (stadium pitch)	A	Adult	1	2	1.5	0.5	0.5	Potential	Southwick FC (3 teams), 1st Sats, u23s midweek and u18s Sundays
	AW.52	Southwick Hill Recreation Ground	A	Adult	1	2	1	1	0.5	Potential	Mile Oak Wanderers – 7 youth teams
Adur	AW.53	Southwick Recreation Ground	A	Adult	1	2	1.5	0.5	0	POPT	Southwick Rangers (Youth teams); AFC Aymer & Real Rosehill (Sunday)

Table 3.14B: Capacity at Football Pitch Sites in Adur: Junior Pitches

	Site Ref	Site Name	Comm. Use Type	Pitch Type	No. of pitches	Current Carrying Capacity for Community Use	Current Use	Difference (Total Spare Capacity)	Extent of any spare capacity for community use during the peak period	Assessment	Summary of Capacity
<b>Lancing and Sompting</b>											
Adur	AW.31	North Lancing Primary School	C	Junior	1 x 11v11						No community use
Adur	AW.41	Seaside Primary School	C	Junior	1 x 9v9						No community use
Adur	AW.47	Sompting Abbots Preparatory School	C	Junior 11v11							No community use
Adur	AW.49	Sompting Village Primary School	A	Junior	1 x 9v9	2	2	0	0	Sustain	Lancing Rangers Jnrs & Minis
Adur	AW.58	The Globe Primary Academy	A	Junior	1 x 9v9	2	1.5	0.5	0.5	Potential	Lancing Rangers Youth mini
<b>Shoreham by Sea</b>											
Adur	AW.04	Buckingham Park	A	Junior	1 x 11v11; 1 x 9v9	4	4	0	0	Sustain	Various AFC Strikers (Sunday) youth teams - 9
Adur	AW.05	Buckingham Park Primary School	C	Junior	1 x 11v11						
Adur	AW.19	Glebe Primary School	C	Junior	1 x 9v9						No community use
Adur	AW.43	Shoreham Academy Pitches (Middle Road)	A	Junior	1 x 11v11, 1 x 9v9	4	4	0	0	Sustain	Youth teams from Fishersgate Flyers, Shoreham FC & Seagulls FCs
Adur	AW.55	St Nicolas And St Mary C of E Primary School	C	Junior	1 x 11v11						No community use
Adur	AW.56	St. Peters Catholic Primary School	C	Junior	1 x 9v9						No community use

**Adur & Worthing Playing Pitch Strategy Stage C Needs Assessment Report**

	Site Ref	Site Name	Comm. Use Type	Pitch Type	No. of pitches	Current Carrying Capacity for Community Use	Current Use	Difference (Total Spare Capacity)	Extent of any spare capacity for community use during the peak period	Assessment	Summary of Capacity
<b>Southwick and Fishersgate</b>											
Adur	AW.15	Eastbrook Primary Academy	A	Junior	2 x 11v11	4	3.5	0.5	0.5	Potential	Fishersgate Flyers U10 and u12 – 9 matches each
Adur	AW.38	Quayside Recreation Ground	A	Junior	1 x 9v9	1	0.5	0.5	0.5	Potential	No teams using
Adur	AW.52	Southwick Hill Recreation Ground	A	Junior	1 x 9v9	2	1	1	0.5	Potential	Mile Oak Wanderers – 7 youth teams
Adur	AW.53	Southwick Recreation Ground	A	Junior	2 x 9v9	4	3.5	0.5	0	Sustain	Southwick Rangers (youth teams); AFC Aymer & Real Rosehill (Sunday)

**Table 3.14C: Capacity at Football Pitch Sites in Adur: Mini Pitches**

	Site Ref	Site Name	Comm. Use Type	Pitch Type	No. of pitches	Current Carrying Capacity for Community Use	Current Use	Difference (Total Spare Capacity)	Extent of any spare capacity for community use during the peak period	Assessment	Summary of Capacity
<b>Lancing and Sompting</b>											
Adur	AW.08	Croshaw Recreation Ground	A	Mini	1 x 7v7 1 x 5v5	8	3	5	2	Potential	Lancing Utd FC – various teams – Sat and youth. Club’s Sunday teams play off-site
Adur	AW.30	Monks Recreation Ground	A	Mini	1 x 7v7	2	2.5	-0.5	0	Overplayed	Lancing FC Youth & Lancing Utd Sunday

**Adur & Worthing Playing Pitch Strategy Stage C Needs Assessment Report**

	Site Ref	Site Name	Com m. Use Type	Pitch Type	No. of pitches	Current Carrying Capacity for Community Use	Current Use	Difference (Total Spare Capacity)	Extent of any spare capacity for community use during the peak period	Assessment	
Adur	AW.47	Sompting Abbotts Preparatory School	C	Mini	2 x 7v7 & 1 x 5v5						No community use
Adur	AW.48	Sompting Recreation Ground	A	Mini	1 x 7v7	4	2.5	1.5	0	POPT	Sompting FC (Sat); Lancing MMC (Sun); Lancing Utd youth and Lancing Yth
Adur	AW.58	The Globe Primary Academy	A	Mini	1 x 5v5	4	3.5	0.5	0	POPT	Lancing Rangers Youth 7 mini
<b>Shoreham by Sea</b>											
Adur	AW.04	Buckingham Park	A	Mini	1 x 7v7; 1 x 5v5	8	2.5	5.5	2	Potential	Various AFC Strikers (Sunday) youth teams & mini teams x 3
Adur	AW.29	Middle Road Recreation Ground	A	Mini	1 x 7v7; 1 x 5v5	8	1.5	6.5	2	Potential	Shoreham FC Youth mini teams
Adur	AW.43	Shoreham Academy Middle Road	A	Mini	1 x 7v7; 1 x 5v5	8	2.5	5.5	2	Potential	Mini teams from Fishersgate Flyers, Shoreham FC & Seagulls FCs
<b>Southwick and Fishersgate</b>											
Adur	AW.18	Fishersgate Recreation Ground	A	Mini	1 x 5v5	2	1	1	0.5	Potential	Poor. Mini pitch within play/recreation area. Much surface damage. None Used by two Fishersgate Flyers mini teams
Adur	AW.52	Southwick Hill Recreation Ground	A	Mini	2 x 7v7	8	1	7	3	Potential	Mile Oak wanderers – 7 youth teams
Adur	AW.53	Southwick Recreation Ground	A	Mini	1 x 7v7 & 2 x 5v5	12	4	8	3	Potential	Southwick Rangers (youth teams)



Table 3.14D: Capacity at Football Pitch Sites in Worthing: Adult Pitches

	Site Ref	Site Name	Comm. Use Type	Pitch Type	No. of pitches	Current Carrying Capacity for Community Use	Current Use	Difference (Total Spare Capacity)	Extent of any spare capacity for community use during the peak period	Assessment	Summary of Capacity
Worthing	AW.06	Chatsmore Catholic High School	A	Adult	2						No community use
Worthing	AW.09	Davison Church of England High School for Girls	A	Adult							No community use; pitches not known – 2 football/rugby ?
Worthing	AW.11	Durrington High School	A	Adult	2	4	4	0	0	Sustain	Worthing Dynamos
Worthing	AW.13	Durrington Recreation Ground	A	Adult	2	4	2	2	1.5	Potential	Saturday & a Sunday team
Worthing	AW.17	Fernhurst Recreation Ground (Worthing)	A	Adult	1	3	1.5	1.5	0.5	Potential	Goring Galaxy on a Sunday and Broadwater Athletic on a Saturday
Worthing	AW.21	Goring Recreation Ground	A	Adult	1	2	1.5	0.5	0	POPT	Goring by Sea Cricket FC — 1 x Sat; 2 x Sunday (1 Sunday and vets)
Worthing	AW.22	Highdown Field	A	Adult	2	4	3	1	0	POPT	Worthing Minors Youth, W. Brazilian Masters and Northbrook FC on Saturdays
Worthing	AW.23	Hillbarn Recreation Ground	A	Adult	2	4	2.5	1.5	0.5	Potential	Worthing Utd Youth
Worthing	AW.32	Northbrook Recreation Ground	A	Adult	2	4	3	1	1	Potential	3 adult Saturday teams and 2 adult Sunday
Worthing	AW.35	Palatine Park	A	Adult	2	6	4	2	0.5	Potential	Worthing Town FC
Worthing	AW.37	Pond Lane Recreation Ground	A	Adult	1	2	1.5	0.5	0.5	Potential	1 x Saturday and Sunday leagues.

**Adur & Worthing Playing Pitch Strategy Stage C Needs Assessment Report**

	Site Ref	Site Name	Comm. Use Type	Pitch Type	No. of pitches	Current Carrying Capacity for Community Use	Current Use	Difference (Total Spare Capacity)	Extent of any spare capacity for community use during the peak period	Assessment	Summary of Capacity
Worthing	AW.39	Robert Albon Memorial Ground	A	Adult	1	3	2	1	0.5	Potential	Worthing Utd FC Saturday adult 1st XI and Sun am u18
Worthing	AW.54	St Andrew's Church of England High School for Boys	B	Adult	1						No community use
Worthing	AW.63	West Park Recreation Ground (Ladydell)	A	Adult	1	1	0	1	1	Potential	Poor. Pitch felt scruffy due to rabbit damage, dog fouling and litter. No apparent changing. No-one 2018/19 but WBM 2019/20
Worthing	AW.66	Worthing Leisure Centre	A	Adult	1	2	1	1	0	POPT	2 Sunday teams

**Table 3.14E: Capacity at Football Pitch Sites in Worthing: Junior Pitches**

	Site Ref	Site Name	Comm. Use Type	Pitch Type	No. of pitches	Current Carrying Capacity for Community Use	Current Use	Difference (Total Spare Capacity)	Extent of any spare capacity for community use during the peak period	Assessment	Summary of Capacity
Worthing	AW.06	Chatsmore Catholic High School	A	Junior	3 x 9v9						No community use
Worthing	AW.11	Durrington High	A	Junior	2 x 9v9	4	3	1	0	Sustain	Worthing Dynamos

**Adur & Worthing Playing Pitch Strategy Stage C Needs Assessment Report**

	Site Ref	Site Name	Comm. Use Type	Pitch Type	No. of pitches	Current Carrying Capacity for Community Use	Current Use	Difference (Total Spare Capacity)	Extent of any spare capacity for community use during the peak period	Assessment	Summary of Capacity
		School									
Worthing	AW.17	Fernhurst Recreation Ground (Worthing)	A	Junior	1 x 9v9	2	0	2	1	Potential	No junior teams playing
Worthing	AW.20	Goring Hall Recreation Ground	A	Junior	1 x 9v9	2	0.5	1.5	0.5	Potential	In absence of any info we are sticking 2 x u11s here for AFC Worthing Youth
Worthing	AW.22	Highdown Field	A	Junior	2 x 9v9	2	1	1	0.5	Potential	Worthing Minors Youth, W. Brazilian Masters and Northbrook FC on Saturdays
Worthing	AW.23	Hillbarn Recreation Ground	A	Junior	1 x 9v9	2	2	0	0	Sustain	Worthing Utd Youth
Worthing	AW.24	Homefield Park	A	Junior	1 x 9v9	1	0.5	0.5	0.5	Potential	No teams using
Worthing	AW.26	Lancing College Preparatory School	A	Junior	1 x 11v11						No community use
Worthing	AW.35	Palatine Park	A	Junior	1 x jnr 11v11; 2 x 9v9	12	12	0	0	Sustain	Worthing Town FC
Worthing	AW.40	Rotary Park Recreation Ground	A	Junior	1 x 11v11; 2 x 9v9	6	3.5	2.5	0.5	Potential	Worthing Utd Youth
Worthing	AW.59	Thomas A Becket Junior School		Junior	1 x 9v9	2	2	0	0	Sustain	Worthing Minors Youth
Worthing	AW.61	Victoria Park Recreation Ground		Junior	1 x 9v9	1	1.5	-0.5	0	Overplayed	Worthing Minors Youth
Worthing	AW.62	West Park C of E Primary School		Junior	2 x 11v11						No community use

**Table 3.14F: Capacity at Football Pitch Sites in Worthing: Mini Pitches**

	Site Ref	Site Name	Comm. Use Type	Pitch Type	No. of pitches	Current Carrying Capacity for Community Use	Current Use	Difference (Total Spare Capacity)	Extent of any spare capacity for community use during the peak period	Assessment	Summary of Capacity
Worthing	AW.02	Broadwater Green	A	Mini	1 x 7v7	4	2.5	1.5	0	POPT	AFC Worthing Youth
Worthing	AW.12	Durrington Infant and Junior School	A	Mini	2 x 7v7 & 2 x 5v5	16	9.5	6.5	0	sustain	Worthing Dynamos – u10s and u11s
Worthing	AW.21	Goring Recreation Ground	A	Mini	1 x 5v5	4	0.5	3.5	3.5	Potential	Goring by Sea Cricket FC – have heard from – 1 x Sat; 2 x Sunday (1 Sunday and vets)
Worthing	AW.22	Highdown Field	A	Mini	1 x 7v7; 1 x 5v5	8	2.5	5.5	2	Potential	Worthing Minors Youth, W. Brazilian Masters and Northbrook FC on Saturdays
Worthing	AW.23	Hillbarn Recreation Ground	A	Mini	3 x 7v7; 2 x 5v5	20	3	17	8	Potential	Worthing Utd Youth
Worthing	AW.26	Lancing College Preparatory School	C	Mini	1 x 7v7; 1 x 5v5						No teams using
Worthing	AW.33	Orchards Junior School	A	Mini	2 x 7v7	8	2.5	5.5	2	Potential	Worthing Minors Youth u9s
Worthing	AW.35	Palatine Park	A	Mini	3 x 7v7; 2 x 5v5	30	8	22	4	Potential	Worthing Town FC
Worthing	AW.40	Rotary Park Recreation Ground	A	Mini	2 x 5v5	8	2.5	5.5	2	Potential	Worthing Utd Youth
Worthing	AW.59	Thomas A Becket	A	Mini	1 x 7v7	4	3.5	0.5	0	POPT	Worthing Minors Youth

**Adur & Worthing Playing Pitch Strategy Stage C Needs Assessment Report**

---

	Site Ref	Site Name	Comm. Use Type	Pitch Type	No. of pitches	Current Carrying Capacity for Community Use	Current Use	Difference (Total Spare Capacity)	Extent of any spare capacity for community use during the peak period	Assessment	Summary of Capacity
		Junior School									
Worthing	AW.61	Victoria Park Recreation Ground	A	Mini	1 x 5v5	2	1.5	0.5	0	Sustain	Worthing Minors Youth
		Worthing College		Mini	3						

**Summary of Spare Capacity by Type of Pitch**

**Table 3.15: Summary of Capacity for football in Adur and Worthing**

*(The pitches recorded here are those which are categorized as being available for community use i.e. school pitches categorized as C are not included, but mentioned in the commentary)*

ADULT PITCHES		Match equivalents			
Sub Area	Number	Current Carrying Capacity for Community Use	Current Community Use	Difference	Extent of any spare capacity for community use during the peak period
Adur	15	31	29	2	2.5
Worthing	18	39	26	13	6
<b>Total</b>	<b>33</b>	<b>70</b>	<b>55</b>	<b>15</b>	<b>8.5</b>

JUNIOR		Match equivalents			
Sub Area	Number	Current Carrying Capacity for Community Use	Current Community Use	Difference	Extent of any spare capacity for community use during the peak period
Adur	12	23	20	3	2
Worthing	16	34	26	8	3
<b>Total</b>	<b>28</b>	<b>57</b>	<b>46</b>	<b>11</b>	<b>5</b>

MINI PITCHES		Match equivalents			
Sub Area	Number	Current Carrying Capacity for Community Use	Current Community Use	Difference	Extent of any spare capacity for community use during the peak period
Adur	17	64	24	40	14.5
Worthing	24	104	36	68	21.5
<b>Total</b>	<b>41</b>	<b>168</b>	<b>60</b>	<b>108</b>	<b>36</b>

3.27 Commentary on capacity is as follows:

*ADUR – Adult pitches*

- 15 adult pitches recorded – across 11 sites – available for community use, with a potential carrying capacity of 31 match equivalent sessions.
- Current community use (including matchplay, training, casual and educational use) recorded at 29 sessions.
- The difference (i.e. the total spare capacity across Adur) is 2 match equivalent sessions.
- Spare capacity at peak times (i.e. for adult play on Sunday mornings) is 2.5 slots i.e. 5 adult teams could technically be accommodated (2 at Buckingham Park, 1 at Shoreham FC’s stadia pitch, 1 at Southwick FC stadia pitch and 1 at Southwick Hill Recreation Ground). However, it is likely that Shoreham FC and Southwick FC wish

to protect their pitch and the club based at Southwick Hill Recreation is technically from outside the area.

- Although there is spare capacity at Buckingham Park, this may benefit the pitches in terms of rest and recovery if can be used for that purpose
- The reason why the peak time spare capacity is greater than the overall capacity is that several grounds are overplayed and are recording a negative figure on the difference between technical capacity and match equivalent sessions played. Croshaw Recreation Ground, East Lancing Recreation Ground and Monks Recreation Ground and Sompting Recreation ground are overplayed for adult football on Sunday mornings. Crowshaw Recreation Ground's adult pitch is overmarked for junior play and its Sunday adult teams play off site. If the quality of East Lancing and Monks Recreation Grounds' pitches were improved from poor to standard, then on current levels of play they would be able to accommodate Sunday demand. Sompting Recreation Ground is just overplayed.
- So of 15 adult pitches: at peak time (Sunday mornings): 5 are being overplayed and 5 are being played to the level the pitch(es) can sustain (i.e. they have no spare capacity). Of the remaining 5, one has the potential to accommodate more play outside of peak time, and four technically have potential to accommodate some extra teams at peak time.

#### *ADUR – Junior pitches*

- 12 junior pitches – across 8 sites - are recorded as being available for community use.
- These 12 pitches have a carrying capacity of 23 match equivalent sessions, of which 20 are used. This leaves spare capacity of three match equivalent slots, two at peak time. Therefore 4 additional junior teams could in theory be accommodated at peak time (Sunday mornings) – one at Eastbrook primary Academy; one at Quayside Recreation Ground, one at Southwick Hill recreation Ground and one at the Globe Primary Academy.
- There are an additional 7 junior pitches at school sites which we have not been able to ascertain if available for community use; if they all were, potentially an additional 14 teams could be accommodated.
- So out of 12 pitches, 4 can accommodate one additional team. The remaining 8 pitches are being played to the level they can sustain (i.e. there is no spare capacity). This includes both junior pitches at Buckingham Park, both at Shoreham Academy (Middle Road) and both at Southwick Recreation Ground

#### *ADUR – Mini pitches*

- Assessing usage and capacity for mini teams is not as straightforward as for adult and older age group junior teams. The length of matches depends on the age group; often matches are friendly or training sessions; many games are played consecutively – up to 4 in a row, depending on age groups. Also depends on quality of the pitch – standard rated mini pitch can accommodate 4 match equivalent sessions a week and a good pitch can accommodate, 6. There is clearly considerable spare capacity for mini teams, particularly in the South, but those youth football clubs running many mini sides may still find it difficult to accommodate them
- 17 mini pitches – across 10 sites – are recorded as being available for community use, with a carrying capacity equivalent to 64 matches. Current use is estimated at 24 sessions, leaving spare capacity in the region of 40 match equivalent sessions, 14.5 at peak time. Monks Recreation Ground mini pitch is overplayed because of its poor quality and Sompting Recreation Ground and The Globe Primary do not have any spare capacity at peak time. Fishersgate Recreation ground could only accommodate one team (again because of its poor quality). The remaining 6

grounds do have spare capacity at peak times (Sunday mornings) – able to accommodate up to 30 teams – the main sites being Buckingham Park, Middle Road Recreation Ground, Shoreham Academy Middle Road and Southwick Recreation Ground

*WORTHING – Adult pitches*

- 18 adult pitches are recorded as being available for community use and used, across 13 sites. In addition, the pitch at St Andrew’s CoE High School for Boys is available, but currently not used and there are pitches at Chatsmore Catholic High School and Davison CoE High School for Girls which are not apparently available.
- These 18 pitches have a theoretical carrying capacity of 39 match equivalent sessions of which 26 were being used 2018/19 season. The difference (i.e. spare capacity) is equivalent to 13 slots. 6 of these are at peak times (Sunday mornings) meaning that in theory, an additional 12 Sunday adult teams could be accommodated.
- Of the 18 pitches, none in theory are being overplayed. The 2 adult pitches at Durrington High School are probably being played to the level the site can sustain (includes school use i.e. there is no spare capacity). The two adult pitches at Highdown Field, one pitch at Hillbarn, one pitch at Palatine Park, the pitch at Goring Recreation Ground and the pitch in the centre of the athletics track at Worthing Leisure Centre have potential to accommodate teams outside of peak time only. The 8 remaining pitches have spare capacity for Sunday teams (numbers of teams that could be accommodated in brackets following): Durrington Recreation Ground (3 teams), Fernhurst Recreation Ground (1 team); Hillbarn Recreation Ground (1 – for older youth teams); Northbrook Recreation Ground (2 teams); Palatine Park (1 team); Pond Lane Recreation Ground (1 team) and Ladydell (2 teams) – 11 teams in total. There is nominally a spare slot at the Robert Albon Memorial Ground (Worthing Utd FC) although the club may wish to protect the pitch from further use.

*WORTHING – Junior pitches*

- 16 junior pitches are recorded as being available for community use across 11 sites. An additional 3 pitches are recorded at Chatsmore Catholic High School and 2 at West Park CoE Primary School as being unavailable for community use.
- These 16 junior pitches have a theoretical carrying capacity of 34, of which 26 match equivalent slots are used. The difference (i.e. total spare capacity is 8), with just 3 spare slots at peak times (Sunday mornings).
- Of these 16 pitches, one is being overplayed (Victoria Park Recreation Ground – because of its poor quality). 10 pitches are being played to the level they can sustain (the two 9v9 pitches at Durrington High School) ; one 9v9 pitch at Hillbarn; one 9v9 pitch at Highdown Field; two 9v9 pitches at Rotary Park, the 3 junior pitches at Palatine Park and the junior 9v9 pitch at Thomas a Becket Primary School. The remaining 5 pitches have some spare capacity: the junior 9v9 pitch at Fernhurst (not being used at present so could accommodate 2 teams); the junior pitch at Goring Hall Recreation Ground (1 team – not quite sure of usage here); one of the 9v9 at Highdown Field (1 team); the 9v9 pitch at Homefield Park (1 team – although could take 2 (we have allowed for casual use): and one of the youth pitches at Rotary Park Recreation Ground (1 team);

*WORTHING – Mini pitches*

- 24 mini pitches have been recorded across 10 sites, which are available and being used by the community. An additional 3 mini pitches are recorded at Worthing College, which are not available.



- These 24 mini pitches have a theoretical capacity of in excess of 100 match equivalents; current use is recorded as 36 with a spare capacity of 68 slots, 21 or so at peak time. In theory this means around 40 additional teams could be accommodated.
- However, the mini pitch at Broadwater Green is full used on Sundays as is the mini pitch at Thomas a Becket Junior School. The 4 mini pitches at Durrington Junior School are being played to the level the site can sustain (i.e. no spare capacity) as is the pitch at Victoria Park Recreation Ground in (if its quality was improved it could take another team). That leaves 17 pitches with potential to accommodate additional minis – in varying degrees at Goring Recreation Ground, Highdown Field, Hillbarn Recreation Ground, Orchards Junior School, Palatine Park and Rotary Park Recreation Ground.

3.28 A summary analysis is contained within Section 8: Key Issues and Findings

3.29 Other factors to take into account in a discussion of capacity include:

*AWC Management of the pitch stock*

3.30 A maximum number of matches allowed is 2 clubs on a Saturday and 3 juniors on a Sunday or 1 Sunday adult team and 1 junior Sunday team – so maximum of 4-5 teams. 9v9 pitches have 2 teams on a Saturday and 2 or 3 on a Sunday

3.31 Allocation of pitches is carried out by the main leagues. Clubs notify the Council if they are playing by Wednesday during the week and then instructions are given for preparing and marking out the pitches. Pitches are inspected on Thursday and Friday. Training is not always recorded.

**Junior Football Pitch Sizes**

3.32 National pitch sizes for mini soccer, 9v9, youth football and adult football are as follows:

**Table 3.16: FA recommended pitch sizes**

Age	Type	Length x width (m)		Maximum size of goalposts	
				Height x width (feet)	
Mini soccer U7/U8	5v5	37	27	12	6
Mini soccer U9/U10	7v7	55	37	12	6
Youth U11/U12	9v9	73	46	21	7
Youth U13/U14	11v11	82	50	24	8
Youth U15/U16	11v11	91	55	24	8
Youth u17/U18	11v11	100	64	24	8
Over 18 (senior ages)	11v11	100	64	24	8

**Youth football**

3.33 There are 211 junior and mini football teams, between the ages of 6 and 15, playing in Adur and Worthing, across 17 clubs. Numbers of teams/age groups ebbs and flows from season to season within each club as, to some extent, does the relative popularity of each club. But generally, youth football in the area is very buoyant. The issue in meeting demand is that there are not enough coaches and volunteers to run the teams and not enough pitches of the right size in one location.

3.34 Youth football clubs and the grounds they use are as follows:

**Table 3.17 Youth football clubs and the grounds they use**

<b>Name of club</b>	<b>No. of teams</b>	<b>No. of grounds</b>	<b>Ground(s)</b>
<b>Adur</b>			
Shoreham FC	14	5	Middle Road Recreation Ground, Victoria Park – Portslade Recreation Ground, Buckingham Park, Lancing College, Shoreham Academy Pitches
Fishersgate Flyers FC	11	3	Shoreham Academy Pitches, Eastbrook Primary Academy, Fishersgate Recreation Ground
Lancing FC	10	3	Sompting Recreation Ground, Monks Recreation Ground, Sompting Village Primary School
Lancing Rangers FC	13	3	Sompting Recreation Ground, The Globe Primary Academy, Sompting Village Primary School
Lancing United FC	12	3	Croshaw Recreation Ground, Shoreham Academy, Lancing College
Seagulls FC	8	2	Lancing College, Shoreham Academy Pitches
ASC Strikers	11	1	Buckingham Park
Mile Oak Wanderers	7	1	Southwick Hill Recreation Ground
Southwick Rangers FC	11	1	Southwick Recreation Ground
<b>Worthing</b>			
Worthing Minors Youth FC	15	4	Highdown Field, Victoria Park Recreation Ground, Thomas A Becket Junior School, Orchards Junior School
Worthing Dynamos FC	22	3	Durrington High School, Durrington Infant and Junior School, Worthing FC
AFC Worthing Youth	6	2	Goring Hall Recreation Ground, Broadwater Green
Worthing Brazilian Masters FC	7	2	Highdown Field (plus other teams based and playing in Ferring)
Worthing FC	3	1	Worthing FC
Worthing Town FC	32	1	Palatine Park
Worthing United Youth FC	27	1	Hillbarn/Rotary

3.35 No issues were identified with clubs playing on incorrectly sized pitches.

## **3G FOOTBALL PITCH PROVISION**

*Background to 3G Football Turf Pitches*

3.36 There are now several artificial grass pitches in Adur and Worthing and the assessment and analysis is presented in this section.

3.37 During the last decade 3G ('Third Generation') Football Turf Pitches (FTPs) have played an increasing role within the national game and they are regarded by the FA as the optimum facility for training by clubs. They also provide opportunities for casual, small sided football and are becoming more popular for competitive matches.

3.38 The FA changed the standard code of rules regarding the use of 3G FTPs from the 2014/15 season. Provided a football turf pitch has been tested and appears on the FA Register (i.e. it is FA accredited) it will be allowed to be used for match play in all competitions inside the National League System (NLS) i.e. Step 7 and below including women's and youth football. The test is based on the British Standard for synthetic turf sports surfaces – BS EN 15330-1 and must be carried out by a recognized test house accredited by FIFA and/or having ISO 17025 accreditation by UKAS (United Kingdom Accreditation Service). The facility operator should commission and pay for the cost of this. The accreditation remains valid for three years.

3.39 In order for league football matches to be played on 3G FTP surfaces, the pitch must also be large enough to meet the FA's and relevant league's requirements on pitch dimensions.

3.40 There are a variety of different surfaces of artificial grass pitches and their suitability for football is as follows:

**3G FTPs:**

- Long pile 3G with shock pad – suitable
- Long pile 3G – preferred surface for football
- Short pile 3G – acceptable surface for some competitive football and football training

**Other artificial grass pitches**

- Sand filled – acceptable surface for football training
- Sand dressed – acceptable surface for football training
- Water based – acceptable surface for football training if irrigated.

3.41 The use of sand-based AGPs for training by local football teams should also be considered. Current relevant guidance produced by Sport England, in association with the NGBS 'Selecting the Right Surface for Hockey, Football, Rugby League suggests that such surfaces are suitable for modified forms of training/matches, but not for serious training and matches.<sup>2</sup> It would therefore be wrong to ignore this type of surface, given de facto use by local football clubs in Adur and Worthing of sand based facilities. However, they do not form part of the analysis in respect of determining the existing and future needs for serious training and matchplay later in this section.

*Details of Training*

3.42 At present, football teams train on a variety of surfaces, on their pitches, on grass areas alongside (either floodlit or not) and artificial surfaces, both sand based and 3G. The

---

<sup>2</sup> 'Selecting the Right Surface for Hockey, Football, Rugby League and Rugby Union'. (Sport England 2010). See Appendix 1.

picture is very mixed and we have sought to use information from both clubs and booking records of AGPs to piece it together; however some information is not available.

3.43 Around half of clubs responding in the survey said that their teams train regularly, during the week. Several Sunday adult clubs said they did not train as their players played in Saturday teams as well and trained with them. The general tendency is for a club to train at its home ground or on other grass pitches during the lighter evenings and use a sports hall or artificial surface through the winter. Where clubs actually train on their pitch, as opposed to training areas elsewhere on the ground, this has been taken into account in the assessment of capacity.

**Table 3.16 Training by clubs at their home grounds and on artificial surfaces**

<b>Club</b>	<b>Home ground or grass pitches</b>	<b>Artificial surfaces used</b>
<b>Adur</b>		
Brighton & Hove Albion Women FC		American Express Elite Football Performance Centre
Lancing FC		Sussex FA – weekly. American Express Elite Football Performance Centre community 3G weekly
Lancing Rangers FC	Sompting Recreation Ground	Sussex FA 3G Oct-Mar weekly
Lancing United FC		Use various locations – Worthing Leisure Centres – cages, American Express Elite Football Performance Centre community 3G, Lancing Manor Leisure Centre.
Real Rosehill FC		Falmer 3G. Occasionally Shoreham Academy 3G
Shoreham FC		Sir Robert Woodard Academy, Lancing - 3G, Shoreham Academy 3rd of a pitch, Lancing Impulse Leisure Manor Hall, 5 aside pitch.
Sompting FC		Sussex FA 3G weekly
Southwick FC	Southwick Recreation Ground and home pitch in good weather.	
Southwick Rangers FC	All teams train at Southwick Recreation Ground - 90 mins per week	
The Village FC	Sompting Rec in lighter evenings - weekly -2 hours	Worthing Leisure Centre - weekly in winter - 1 hour
<b>Worthing</b>		
AFC Goring	Pond Lane Recreation Ground	Littlehampton Academy AstroTurf Weekly
Broadwater Athletic FC		Worthing Leisure Centre 3G pitch. Worthing FC have limited opportunities for midweek training.
Goring by Sea Cricket FC		Worthing Leisure Centre 3G Weekly
Goring Galaxy FC	Fernhurst Recreation Ground, or any available park	Worthing Leisure Centre cages in winter
Goring St Theresa's FC		Southdown Leisure in Goring 3G. Weekly during the season.

<b>Club</b>	<b>Home ground or grass pitches</b>	<b>Artificial surfaces used</b>
Maybridge FC		Angmering School Astro pitch Weekly
Northbrook FC	Highdown Field, with portable lights.	
Worthing Borough FC		Worthing FC pitch, weekly
Worthing Brazilian Masters FC	Highdown Field and Ferring FC weekly	
Worthing FC		Worthing FC 3G
Worthing Minors Youth FC		Worthing Sports Centre 3G winter weekly
Worthing Minors Youth FC (U15-16)		St Andrews Boys High School Astro winter weekly
Worthing Predators FC	Train in summer on various parks, mainly Hillbarn.	
Worthing Town FC (juniors)	Palatine Park 1hr weekly	
Worthing Town FC (ladies)		Littlehampton Academy Astroturf Weekly
Worthing Town FC (seniors)		Sussex FA 3G weekly
Worthing Town FC (U18)		Worthing FC 3G
Worthing United FC (seniors)	Robert Albon Memorial Ground in lighter evenings - weekly - 90mins	Sir Robert Woodard Academy, Lancing - 3G - 90 mins in winter weekly
Worthing United Youth FC	Rotary/Hill Barn and Goring Hall Field. Light eves and weekends	Club uses Worthing Leisure Centre 3G pitches Nov-Feb on Sat am and Thurs eves as well as Glynn Owen 3G pitch at Worthing High School (minimum full size) and sand based pitch at Vale School (Sats 9-12).

3.44 The above table hints at the range of facilities used – some of which are outside the area. We have also found through speaking to clubs that they move around a lot from one AGP to another from year to year – much depends on the cost and also of course availability.

3.45 The section on Artificial Grass Pitches below explores the capacity of the AGPs in greater detail. It is noted that a substantial and growing number use – or would like to use – 3G artificial turf pitches for training.

3.46 The following table lists all known artificial grass pitches (both sand based and 3G) in Adur and Worthing and those recorded as being used by Study area teams in neighbouring districts. (The sand based pitches are considered further under hockey in Section 6). The overall pitch quality score (right hand column) gives the total of all the characteristics scored, using the template VQA (visual quality assessment) in Sport England’s playing pitch strategy guidance. (A score of <=50 is a ‘poor’ rating; 51-79 points is a ‘standard’ rating and a score of 80+ is considered ‘good’).

**Table 3.16A: Artificial Grass Pitches in ADUR**

\*3G pitches registered by the FA for 2019/2020 season

Ref No	Name	Address	AGP Type	Ownership/ Management	Light	AGP length	AGP Width	Year built/ refurb	Overall Pitch Quality Rating
<b>ADUR – FULL SIZE</b>									
AW.01	<b>American Express Elite Performance Centre – Community pitch</b>	60 , Mash Barn Lane, Lancing,	3G FTP *	Commercial Management	Yes	104m	71m	2015	Good
AW.57	<b>Sussex County FA</b>	Culver Road, Lancing	3G*	Commercial Management	Yes	110m	73m	2015	Good
AW.46	<b>Sir Robert Woodard Academy</b>	44 Upper Boundstone Lane, Lancing	3G*	School/College/ University (in house)	Yes	120m	70m	2018	Good
AW.42	<b>Shoreham Academy</b>	76 Kingston Lane, Shoreham-by-Sea	3G*	School/College/ University (in house)	Yes	100m	60m	2012 R 2018	Good
AW.25	<b>Lancing College</b>	Lancing	Sand filled	School/College/ University (in house)	No	100m	60m	2003	Not assessed
<b>ADUR - SMALL SIZE</b>									
AW.68	<b>Lancing Manor Leisure Centre</b>	Manor Rd, Lancing	2 x 3G	Charitable Trust	Yes	37m 34m	33m 33m	2012	Good

**Table 3.16W: Artificial Grass Pitches in WORTHING**

\*3G pitches registered by the FA for 2019/2020 season

Ref No	Name	Address	AGP Type	Ownership/ Management	Light	AGP length	AGP Width	Year built/ refurb	Overall Pitch Quality Rating
<b>WORTHING - FULL SIZE</b>									
AW.64	<b>Worthing FC</b>	Woodside Road, Worthing	3G*	Sport Club	Yes	108m	72m	2015	Problems with pitch; proposals to resolve; recorded as poor at present
AW.11	<b>Durrington High School</b>	The Boulevard, Worthing	Sand based	School/College/ University (in house)	Yes	100m	60m	2015	Good
AW.54	<b>St Andrew's CoE High School for Boys</b>	Sackville Road, Worthing	Sand dressed	School/College/ University (in house)	Yes	92m	55m	2004	Standard.
<b>WORTHING - SMALL SIZE</b>									
AW.65	<b>Worthing High School (Glyn Owen Centre)</b>	South Farm Road, Worthing	3G	School/College/ University (in house)	Yes	88m	62m	2004	Standard
AW.66	<b>Worthing Leisure Centre</b>	Shaftesbury Avenue, Goring-by-Sea	3G x 6	Trust	Yes	2 x 50m 4 x 30m	30m 25m	2014	Good
AW.60	<b>Vale First &amp; Middle School</b>	88, Vale Avenue, Worthing	Sand based	School/College/ University (in house)	No	19m	15m		Not assessed
AW.34	<b>Our Lady of Sion School</b>	Gratwicke Road, Worthing	Sand filled	School/College/ University (in house)	No	52m	31m		Not assessed

**Table 3.16C: Artificial Grass Pitches Outside Area which are recorded as being used by Adur and Worthing teams**

Ref No	Name	Address	AGP Type	Ownership/ Management	Light	AGP length	AGP Width	Year built/ refurb	Approx distance/ drive time
Brighton & Hove	Falmer Sports Complex	Brighton BN1 9PL	Full Size Sand dressed	Education (in house)	Yes	100	60	2009	Recorded as used for football training & by hockey teams for training and matchplay
Arun	Littlehampton Academy	Fitzalan Road, Littlehampton BN17 6FE	Full size sand filled	Education (in house)	Yes	100	65	1993/ 2012	
Arun	The Angemering School	Station Road, Littlehampton BN16 4HH	Full size sand dressed	Education (in house)	Yes	90	60	2010	
Horsham	Steyning Grammar School	Shooting Field, Steyning BN44 3RX	Full size sand filled	Education (in house)	Yes	96	62	2006	
Arun	Littlehampton Academy	Fitzalan Road, Littlehampton BN17 6FE	Full size rubber crumb 3G	Education (in house)	Yes	100	63	2012	

**The following pitches have not been identified as being used by Adur and Worthing teams but lie within a 20 minute drivetime of Adur:**

Ref No	Name	Address	AGP Type	Ownership/ Management	Light	AGP length	AGP Width	Year built/ refurb
Brighton & Hove	Brighton Blues RFC	Brighton BN1 8YR	Full Size Rubber crumb pile (3G)	Commercial Management	Yes	119	69	2005
Brighton & Hove	University of Brighton	Brighton BN1 9PH	Full Size Rubber crumb pile (3G)	University (in house)	Yes	115	76	2007
Brighton & Hove	Brighton Aldridge Community Academy	Brighton BN1 9PW	Full Size Sand Dressed	Academy	Yes	100	60	2013
Brighton & Hove	Dorothy Stringer School	Loder Road, Brighton BN1 6PZ	Full Size Rubber crumb pile (3G)	Community School	Yes	88	56	2015
Brighton &	Stanley Deason Leisure	Brighton BN2 5PB	Full Size Rubber	Commercial	Yes	95	60	2008



**Adur & Worthing Playing Pitch Strategy Stage C Needs Assessment Report**

---

<b>Ref No</b>	<b>Name</b>	<b>Address</b>	<b>AGP Type</b>	<b>Ownership/ Management</b>	<b>Light</b>	<b>AGP length</b>	<b>AGP Width</b>	<b>Year built/ refurb</b>
Hove	Centre		crumb pile (3G)	Management				
Brighton & Hove	Blatchington Mill School	Hove BN3 7BW	Full Size Sand Dressed	Community School	Yes	97	62	2012
Brighton & Hove	Blatchington Mill School	Nevill Avenue, Hove BN3 7BW	Full Size Sand Dressed	Community School	Yes	97	62	2012
Brighton & Hove	Stanley Deason Leisure Centre	Brighton BN2 5PB	Full Size Sand Filled	Commercial Management	Yes	100	60	1994
Brighton & Hove	Portslade Sports Centre	Portslade BN41 2WS	Full Size 3G*	Local Authority/ Trust	Yes	100	60	2018

3.47 The key points with regard to the quantity and quality of artificial grass pitch provision in Adur and Worthing are:

*Adur*

- There are 4 full size floodlit 3G Football Turf Pitches in Adur with community use – 2 on school sites (Sir Robert Woodard and Shoreham College; 1 at the American Express Elite Performance Centre (AEEPC) and one at the Sussex County FA). All are on the FA Register of Accredited 3Gs for the coming season.
- There are additional floodlit 3G surfaces at AEEPC but these are not available for community use and so have not been included in the assessment.
- There are two small 3G facilities at Lancing Manor Leisure Centre, rated good.
- There is one full size floodlit sand based AGP in Adur – at Lancing College, with limited community use. Not assessed

*Worthing*

- There is one full size 3G in Worthing at present – Worthing FC’s pitch at Woodside Road. There have been major problems with this pitch which has taken a considerable time to resolve; the club are hopeful that it will be renovated and repaired to high quality in the near future.
- A bid has been submitted for funding for a full size floodlit 3G FTP in Palatine Park.
- There are 6 small 3Gs at Worthing Leisure Centre and there is an undersized 3G at Worthing High School (the Glyn Owen Centre). The quality of the former is good. The Worthing High School pitch is rated standard; the surface looks worn; floodlighting is not of sufficient standard for league matchplay (in any event the pitch is undersize); in one corner the lights are not bright enough to clearly see the pitch.
- There are 2 full size floodlit sand based AGPs in Worthing – at Durrington High School and at St Andrew’s CoE High School for Boys. The Durrington High School pitch is rated good. The pitch at St Andrew’s is rated standard. The surface is very smooth with a few tears; brush doesn’t lift. Waiting for slip test; needs replacing. Usage limited by floodlights which have to go off at 7.45pm
- There are additional small sand/tarmac surfaces at primary schools in the area – Vale First and Middle School for example.
- Several pitches outside the area are used for football training and – notably – by Worthing Hockey Club (The Angmering School) and Southwick Hockey Club (Steining Grammar School)

**ASSESSMENT OF USE AND CAPACITY FOR ARTIFICIAL TURF PITCHES**

3.48 The adequacy of AGPs in Adur and Worthing (both sand based and 3G FTPs) to accommodate demand for football, taking into account both training and competitive fixtures is an important issue. It is useful at this stage of the analysis to show the capacity and usage of all AGPs as the sand based surfaces are used for football training and 5v5. Demand for hockey is considered specifically in Section 6.

3.49 Supply and demand has been measured on a site-specific basis according to the Sport England Playing Pitch Guidance which considers peak time capacity and usage by comparing:

- The amount of play that a site is able to sustain, based upon the number of hours that the pitch is accessible to the community during peak periods (up to a maximum of 34 hours per week). Peak periods have been deemed to be Monday to Thursday 17.00 to 21.00; Friday 17.00 to 19.00 and Saturday and Sunday 9.00 to 17.00, although individual sites differ according to their own policy, planning restrictions etc
- The amount of play that takes place (measured in hours) and
- Whether there is any spare capacity at the site based upon a comparison between the capacity of the site and the actual usage.

3.50 Pitch bookings and conversations with pitch operators has been used to compile usage for AGPs. Whilst the analysis seeks to represent the regular weekly usage it is clear that there is significant variation in usage from season to season and even from week to week. The peak time capacity for AGPs is midweek evenings.

3.51 It can be misleading in that often pitches on school sites are not available for community use til 6pm, whereas under the PPS methodology, peak time is deemed to be from 5pm, therefore they will not appear as fully used. The table also shows whether there is significant capacity either during the week or at weekends, together with accompanying notes on the breakdown between football and hockey use.

Table 3.19A: Usage of Artificial Grass Pitches in Adur

	Name	AGP type	Estimated hrs available for community use during 'peak times' (18 hrs week day eves and 16 hours at weekends)	Estimated community use (hours)	Significant availability on weekday evenings (8 hours +)?	Significant availability on weekends (6 hours +)?	Notes
<b>AW.01</b>	American Express Elite Performance Centre – Community pitch	Full size rubber crumb pile (3g)	Availability not known; but assume as above	Estimate that fully used	No	No	We do not have details of individual sessions but AEEPC produces a report on community use which details the range of groups and activity taking place under the Albion in the Community programme (disability groups etc). Anecdotally clubs say that there is no spare capacity. BHA youth teams use this pitch throughout the season (u9-u18), (as well as some use of grass pitches), plus AFC Worthing Youth u7 and ASC Strikers u16.
<b>AW.57</b>	Sussex County FA	Full size rubber crumb pile (3g)	18 hrs + 16 hrs	Used for c16 hours weekdays & 16 hrs weekends	No	No	Virtually fully used with one or two spare 1/3rds of a pitch on weekday evenings. Evening bookings by local clubs and some from outside the area; Sussex Schools teams; Disability teams plus Matchplay on Saturdays and Sundays by Lancing Rangers; Lancing FC and Hillside Rangers, Horsham 1 <sup>st</sup> XI and Worthing Town u16s. Also used by Worthing College teams Wed pms (and Mons and Fris for training) & Sussex Sunday Football League Sunday evenings
<b>AW.46</b>	Sir Robert Woodard	Full size rubber crumb pile (3g)	Not known; assume hours		Probably	Yes	Used by Worthing Utd 1 <sup>st</sup> & 2 <sup>nd</sup> XIs, Shoreham RFC weekly (4 teams) and

	Name	AGP type	Estimated hrs available for community use during 'peak times' (18 hrs week day eves and 16 hours at weekends)	Estimated community use (hours)	Significant availability on weekday evenings (8 hours +)?	Significant availability on weekends (6 hours +)?	Notes
	Academy		as above				Shoreham FC for training No other details available, so conclude spare capacity
<b>AW.42</b>	Shoreham Academy	Full size rubber crumb pile (3g)	18hrs weekdays & 16 hrs weekends	13.5 + 10 = 23.5	No	Possibly	Used for 13.5 hours minimum on weekday evenings with range of clubs and groups for training (no further details). Used for c.10 hours at weekends. Real Rosehill occasionally; Shoreham Academy; Fishersgate Flyers, Shoreham Youth FC, plus 5/6 other regular hirers
<b>AW.25</b>	Lancing College	Sand filled					No details; assume some spare capacity
AW.68	Lancing Manor Leisure Centre	2 x 3G	18 hrs & 16 hrs at weekends	16 hrs weekdays + c. 3hrs weekends	No	Yes	Very few spare slots weekday evenings (occasional half a pitch) – ACE football Academy; Firmballs League, Albion in the Community; Shoreham FC, Worthing Town Vets; Worthing Utd Colts; Southwick Colts, BC Rovers, Walking Football. Saturdays – Southwick and W. Utd Colts, Ace and Walking Football on Sundays

Table 3.19W: Usage of Artificial Grass Pitches in Worthing

**Adur & Worthing Playing Pitch Strategy Stage C Needs Assessment Report**

	<b>Name</b>	<b>AGP type</b>	<b>Estimated hrs available for community use during 'peak times' (18 hrs week day eves and 16 hours at weekends)</b>	<b>Estimated community use (hours)</b>	<b>Significant availability on weekday evenings (8 hours +)?</b>	<b>Significant availability on weekends (6 hours +)?</b>	<b>Notes</b>
<b>AW.64</b>	Worthing FC	Full size rubber crumb pile (3g)	18 hrs weekdays & 16 hrs weekends	34 hrs	No	No	Virtually fully booked: weekday eves with FC Academy training; W. FC youth/soccer sizes; senior, Ladies matchplay and training; W. Dynamos training Weds; W. Football Development Centre; W. Dynamos matches & W. Utd Youth training Sat ams with WFC men matchplay in afternoon + Worthing Borough FC; W. FC jnr & women's matchplay all day Suns. Pitch also occasionally used for charity matches
AW.11	Durrington High School	Full size sand dressed	18 hrs weekdays; 8 hrs weekends (Sats)	6-7 hrs and 3 hrs at weekends	Yes	Yes	Main user is Albion in the Community Mon & Thurs eves and one football club regularly plus occasional other clubs. AitC also use Saturday mornings. No hockey club using. Spare capacity
AW.54	St Andrew's CoE High School for Boys	Full size floodlit sand based	18 hrs and 8 hrs Saturdays	2 hrs weekday + 1 hr weekends	Yes	Yes	No demand for Sunday opening. W. Minors Youth and W. Utd FC – 2 hrs weekday eves. Football group 1 hr Saturday mornings
AW.65	Worthing High School (Glyn Owen Centre)	3G	18 hrs & 8 hrs, not open Saurdays	10-12 hrs weekday eves and 2 hrs at weekends	Possibly	Yes	All regular bookings of about hour a week; 10-12 hours bookings in winter. Bit of spare capacity – do not hire on a Sunday; weekdays between 5.30 - 9pm. . Wed and Thurs busiest days, some flexibility – sports field as alternative. Users: AFC W. Youth; Albion in the Community; W. Dynamos; AFC W. Youth

**Adur & Worthing Playing Pitch Strategy Stage C Needs Assessment Report**

	<b>Name</b>	<b>AGP type</b>	<b>Estimated hrs available for community use during 'peak times' (18 hrs week day eves and 16 hours at weekends)</b>	<b>Estimated community use (hours)</b>	<b>Significant availability on weekday evenings (8 hours +)?</b>	<b>Significant availability on weekends (6 hours +)?</b>	<b>Notes</b>
							(Ferring Youth); Goalkeeping UK; W. Town u8 ; Soccersixes – January, may come back; W. Brazilian Masters; W. RFC; AFC Broadwater occasionally; W. Utd Youth
AW.66	Worthing Leisure Centre	3G x6	18 hrs & 16 hrs at weekends		No	N/K	Pretty fully used. W. Minors Youth; The Village FC; W. Utd Youth (Sat ams and Tues eves); Goring Galaxy; Broadwater Athletic FC; Lancing Utd FC; Goring St Theresa's. Weekdays eves full - one off casual bookings possible. Off peak on Saturdays but could have a tournament – Sunday night adult league.Coaching sessions for juniors. Seasonal trends...peaks and troughs
AW.60	Vale First & Middle School	Sand based	Not known		Yes?	Yes	Saturdays 9-12 used by W.Utd Youth
AW.34	Our Lady of Sion School	Sand filled					No details

3.52 As far as football usage is concerned:

- The American Express Elite Performance Centre’s community pitch is full, with training, coaching and matchplay through various community initiatives (Albion in the Community), its own teams and other local clubs
- Only two 3G FTPs are recorded as being used for matches (both are the home grounds of the clubs which lease/own them): Worthing FC’s pitch at Woodside Road – which accommodates all its own teams (plus some Worthing Dynamos matches (youth) and Worthing Borough FC’s matches) and Lancing FC’s pitch (Sussex FA).
- The Sussex County FA pitch is used for league matchplay by:
  - Worthing College Men’s 2 XI and Ladies (Wednesday afternoons)
  - Lancing Rangers teams and Lancing FA (Saturdays)
  - Hillside Rangers/Lancing FC (Sundays)
- The other two FA Registered pitches (at Sir Robert Woodard Academy and Shoreham Academy) are not recorded as having any matchplay. Usage of the SRWA appears light (although details were not available); the Shoreham Academy pitch is well used for training but has spare capacity on Saturday and Sunday afternoons
- The small 3G pitches – at Worthing Leisure Centre (6) and Lancing Manor Leisure Centre (2) have very few spare slots during weekday evenings. The undersized pitch at Worthing High School is quite well used.
- The full size sand based AGPs at Durrington High School and St Andrews CoE High School have plenty of spare capacity for training.

### **Scenario: Increasing the use of 3G Football Turf Pitches (FTP)s**

3.53 With this in mind, the following questions are posed by the FA to help understand what demand there may be for full size<sup>3</sup> floodlit 3G FTPs in Adur and Worthing

#### **Training Needs**

*How many full size floodlit 3G FTPs may be required to meet demand within Adur and Worthing if all teams playing competitive football had access to a full size floodlit 3G FTP to train on once a week?*

3.54 The calculations set out below are based on full sized floodlit 3G FTPs which have full community use during peak periods. What the answers may mean for the Adur and Worthing area, taking into account the wider findings from the Assessment stage of developing the PPS, is then presented. These details have been used to help inform the presentation of key issues and findings and will be used in the development of the PPS’s recommendations and action plan.

---

<sup>3</sup> A full size 3G FTP measuring 106m x 70m including run off/safety margins.



3.55 The modelling is based on that used by the FA and the number of full sized 3G FTPs based on 38 teams per pitch.

			Affiliated demand		Current supply
	Population	Playing Population (5-44 yrs)	No of affiliated teams in LA	No of full sized 3G pitches required (38 per team)	No of full size FTP equivalents (built & under construction)
<b>Adur 2019</b>	65088	28607	130	3.4	<b>4<sup>(1)</sup></b>
<b>Adur 2028</b>	69574	30395	159	4.2	
<b>Worthing 2019</b>	111800	49580	146	3.8	<b>3<sup>(2)</sup></b>
<b>Worthing 2028</b>	119727	49996	174	4.6	

(1) AEEPC Community pitch; Sussex FA; Shoreham Academy; Sir Robert Woodard Academy; (full size) plus Lancing Manor Leisure Centre small size

(2) Worthing FC and 3G FTP pitch planned for Palatine Park (full size), plus Worthing Leisure Centre small pitches + undersize Worthing High School.

3.56 Overall, on the figure of 38 teams per 3G FTP for training, there would appear to be sufficient pitches in Adur but a requirement for additional provision in Worthing (in addition to Palatine Park). However, in Adur the pitches is complicated by the usage of the one community pitch at AEEPC by their own teams.

3.57 Clubs across the area mentioned the need for more affordable 3G provision for training (not necessarily matchplay). (See Section 8: Key Issues and Findings)

### Matchplay requirements

3.58 Calculating the number of teams playing on public sector managed natural grass pitches in the relevant peak periods shows the following requirement for matchplay on 3G FTPs for youth and mini teams in Adur.

**Table 3.16: Number of 3G FTPs that may be required in Adur for matchplay**

	Format	No. of teams per time	No. matches at PEAK TIME	3G units per match	Total units required formats	3G pitches required
		(x)	(y) = x/2	(z)	(A) = (y)*(z)	B = (A)/64
A	5v5	9	4.5 (Sun am)	4	18	0.3
B	7v7	22	11 (Sun am)	8	88	1.4
C	9v9	29	14.5 (Sun am)	10	145	2.3
D	11v11 (Y)	12	6 (Sun am)	32	192	3

**Table 3.16: Number of 3G FTPs that may be required in Worthing for matchplay**

	Format	No. of teams per time	No. matches at PEAK TIME	3G units per match	Total units required formats	3G pitches required
		(x)	(y) = x/2	(z)	(A) = (y)*(z)	B = (A)/64
A	5v5	16	8 (Sun am)	4	32	0.5
B	7v7	20	10 (Sun am)	8	80	1.3
C	9v9	44	22 (Sun am)	10	220	3.4
D	11v11 (Y)	4	2 (Sun am)	32	64	1

3.59 This is a very theoretical approach. The period when there is the maximum demand for 3G pitches for youth and minis matchplay is Sunday mornings. A previous target for the FA was to achieve 50% of youth and mini play on 3G football turf pitches by 2020. Transferring 50% of matchplay for youth teams currently playing competitive football on Adur local authority/publicly managed natural grass pitches would equate to a demand for the equivalent of 3.5 full size floodlit 3G FTPs for all the different formats of the game, which is close to the assessment for 3G FTPs for training.

3.60 In Worthing, the equivalent of 3.1 full size floodlit 3G FTPs would be required, which is less than the assessment for training facilities. (However, this is all to meet current demand for youth matchplay and does not take into account demand throughout the strategy period).

3.61 Many local clubs have expressed a desire for access to AGP (3Gs) to satisfy at least some of their training needs. Clubs were asked whether they would use approved 3rd Generation rubber crumb pitches for matches. 18 clubs from Adur and Worthing responded; 9 said yes, 7 said yes with some reservation around cost in particular, and 2 said they were undecided. Clubs were also asked: would your club be prepared to be flexible in principle for kick off times to allow use for matches. There was similar unanimity, although clubs were concerned that league rulings would need to be more flexible. Cost of hiring artificial turf pitches for both training and matchplay has emerged as an issue.

## **FUTURE PICTURE OF PROVISION FOR FOOTBALL**

3.62 As well as changes to the number of people living in the area and/or to the demographic profile of the population (summarised above), the future requirement for cricket pitches will be impacted by several factors, including;

- A. General changes in participation trends and in how pitch sports are played
- B. Participation increases through population growth
- C. Consideration of latent, unmet and displaced demand
- D. Local trends in participation and club specific development plans and aspirations; and
- E. Amendments to the current facility stock either through the provision of new pitches or the loss of current pitches.

## **A General changes in participation trends and how sport is played**

3.63 Although population growth will influence demand, changes in participation may perhaps have the most significant impact on demand for playing pitches. As demonstrated earlier in this section, it appears that demand from both mini soccer and junior football is buoyant in Adur and Worthing. The FA indicate that the introductions of these new formats have seen an increase in the number of teams playing. However, several clubs mentioned a drop off in the older teenage age groups.

3.64 The situation with regard to Saturday and Sunday league adult play is much harder to ascertain. There seems to have been a drop off in Saturday teams and this trend is continuing. Sunday league play is holding up relatively well but a couple of Sunday teams indicated that they would not be continuing next year. However, the Manager of the Worthing Horsham and District Sunday League thinks that demand will remain buoyant for the next season..

3.65 The FA have agreed three objectives with Sport England against which it will use Sport England funding to deliver interventions to address:

- Maintaining the overall number of Affiliated Football participants, managing the decline of male adult players and offsetting this with growth in female adult and youth players. This will include a significant focus on the creation of more female adult and youth teams, disability teams and youth male teams.
- Growing the proportion of Affiliated Football participants who are members of Charter Standard clubs and leagues with a focus on more diverse playing opportunities, increased player retention and more sustainable environments.
- Providing participants with transition programmes, pathways and interventions at the appropriate points in their sporting lives with a focus on formats that are less frequent, require less people, require less commitment or require less physical exertion both inside and outside of affiliated football.

3.66 The FA therefore believe that there will be an increase in the overall number of teams (and participants) in future years as a result of the youth review and that higher levels of demand will occur as a result. In this event:

- The existing stock of 5v5, 7v7 and 9v9 pitches would need to be retained;
- As these teams age they will require larger pitches and therefore it is beneficial if sites with 9v9, 7v7 and 5v5 pitches have the capacity to enlarge or accommodate larger pitches if necessary.

## **B Participation changes through population growth**

3.67 It can be seen from the analysis of ONS population projections for Adur and Worthing that:

- Whilst the overall population of Adur is expected to increase by 7669 (12%) in the next 17 years (to 72,757 in 2036), the number of people in the overall 'active participation' age group (5-69) is projected to increase by 8% (3936).
- Whilst the overall population of Worthing is expected to increase by 14259 (13%) in the next 17 years (to 126,059 in 2036), the number of people in the overall 'active participation' age group (5-69) is only projected to increase by 5% (4569).

- The age groups in Adur within the ‘active participation’ group that are projected to see the greatest increase in numbers in the period to 2036 are the 10-19 years age group (youth/junior pitch sports) and the 55-69 years age group pitch sport participants).
- The only age group in Worthing within the ‘active participation’ group which sees a notable increase in numbers in the period to 2036 are the 55-69 years age group (the eldest age group of participants considered).
- Overall, the changes in population in the next 17 years are likely to impact participation groups in Adur more so than Worthing.

*Team Generation Rates (TGR)*

3.68 Team Generation Rates for football have been used to assess the potential impact of projected changes through new housing growth to the population profile, using the Sport England PPS calculator. In the table below, two sets of calculations are presented. The Sport England PPS Calculator works on the principle of meeting peak time demand (it asks for percentage of peak time play). In Adur and Worthing for football, peak demand is on Sunday (55%). But a substantial amount of play is on Saturdays (38%; the residual is midweek). Much may depend on the continuing balance of Sunday v. Saturday play. Therefore the possible range of pitch requirements is given i.e. for adult football, if current peak time figures continue (55%), 0.65 of a pitch will be required, but if 100% of play was on a Sunday, 1.11 pitches would be required (almost double, obviously).

**Table 3.18 Football Team Generation Rate**

	Adur (6131 increase 2018- 2028)	Pitches with peak time %	Pitches without peak time %	Worthing (6898 increase 2018- 2028)	Pitches with peak time %	Pitches without peak time %
Team Type	Teams	Pitches	Pitches	Teams	Pitches	Pitches
Football Adult Men 11v11 (16-45yrs)	2.17	0.69	1.18	1.49	0.47	0.81
Football Adult Women 11v1 (16-45yrs)	0.19			0.12		
Football Youth Boys 11v11 (12-15yrs)	3.11	1.8	1.84	1.68	1.01	1.03
Football Youth Girls 11v11 (12-15yrs)	0.57			0.37		
Football Youth Boys 9v9 (10-11yrs)	1.51	1.02	1.04	1.55	0.91	0.93
Football Youth Girls 9v9 (10-11yrs)	0.57			0.31		
Football Mini Soccer Mixed 7v7 (8-9 yrs)	2.35	1.03	1.18	1.87	0.86	0.93
Football Mini Soccer Mixed 5v5 (6-7 yrs)	1.60	0.74	0.80	1.49	0.69	0.75

3.69 On this basis and rounding teams to whole numbers; by 2028 it can be expected that through population growth from new housing there will be an additional 2 men’s, 1 ladies, 7 junior and 5 mini teams within Adur and 2 men’s, 1 ladies, 5 junior and 4 mini teams within Worthing.

**C Consideration of latent, unmet and displaced demand**

3.70 As well as being used to estimate the numbers of people in Adur and Worthing who currently play football, Sport England Market Segmentation data can also be used to estimate the number of people who would like to play (or play more). This data suggests that there is potential to increase adult football participation by up to 20% in Adur. Around 2748 adults currently play football and around 558 residents indicate that they would like to play (or play more) football. This potential rate of increase is similar to county and national figures. Most of this latent demand is from residents in the main market segments that currently play.

3.71 The segments of the 558 adults who would like to play football is proportionately split into roughly 92% male, this would suggest around 510 adult men wanting to play more football. It is not possible to say whether these would be drawn more to playing 11v11 on grass, or small sided soccer on artificial surfaces, but if we assume grass, 510 adult males is equivalent to just 1 team ( TGR = 501). The number of women wishing to play more football is not large enough to generate a team. (There are no figures available for juniors).

3.72 Data suggests a similar potential to increase adult football participation by up to 20% in Worthing. With around 900 adult men wanting to play more football, this is equivalent to just under 2 teams ( TGR = 501). The number of women wishing to play more football is not large enough to generate a team. (There are no figures available for juniors)

3.73 One of the characteristics of TGRs is that if there are no teams or a very low number of teams currently playing (so that the number required to generate one team is very high) increases in population in the relevant age playing range may not ‘trigger’ an extra team. The TGR for women’s football is currently very high (8491), but there is evidence that more women’s and girls’ teams may develop in the future in Adur and Worthing

***Displaced demand***

3.74 The study found several examples of cross-boundary activity between Adur and Worthing and many teams will draw members from both authorities (for example Hillbarn Rovers playing at Sussex FA 3G FTP.) This has not been considered as displaced demand. Similarly, Real Rosehill (which is a team of diversity and inclusivity) draws many members from Brighton but plays at Southwick Recreation Ground and Buckingham Park. Worthing Brazilian Dynamos plays 2 of its teams at Ferring (and next year will be known as Ferring Brazilian Dynamos, although it will continue to play at Highdown and at Ladydell. We have made an allowance for this in assessing future demand.

**D Local trends in participation and club specific development plans and aspirations**

3.75 Several football clubs have aspirations to grow and this will impact both on demand across Adur and Worthing area but also more locally at a site specific level. Club aspirations are set out below.

**Table 3.19 Aspirations of football clubs to run more teams and factors preventing them from doing so.**

Area	Club	Type of team	Reasons preventing development
Adur	AFC Romans	Adult (3 <sup>rd</sup> ) team	Starting next season
Adur	Lancing FC	Youth girls’ teams. Disability team	Cost of hiring/using facilities. Shortage of 3G football turf pitches for matches. Shortage of coaches or volunteers.

**Adur & Worthing Playing Pitch Strategy Stage C Needs Assessment Report**

Area	Club	Type of team	Reasons preventing development
Adur	Lancing Rangers FC	Youth boys' teams. Mini soccer teams.	Shortage of coaches or volunteers. Cost of hiring/using facilities
Adur	Shoreham FC	Youth boys' teams Youth girls' teams	There is currently a lack of pitches for the amount of teams we have. Cost of hiring/using facilities. Shortage of 3G football turf pitches for matches
Adur	Southwick Rangers FC	Mini soccer teams	Shortage of 3G football turf pitches for matches. Shortage of coaches or volunteers. Shortage of good quality junior grass pitches.
Worthing	AFC Goring	Adult men's teams	Lack of external funding (grants, loans). Shortage of suitable indoor training facilities
Worthing	Goring by Sea Cricket FC	Adult women's teams	Cost of hiring/using facilities. Lack of external funding (grants, loans). Lack of internal financing (subs/fund raising). Shortage of, or poor quality, changing facilities.
Worthing	Worthing Brazilian Masters FC	Youth boys' teams. Youth girls' teams. Mini soccer teams.	Shortage of 3G football turf pitches for matches.
Worthing	Worthing Town FC	Adult women's teams, Youth girls' teams, Mini soccer teams.	Cost of hiring/using facilities. Shortage of 3G football turf pitches for matches. Shortage of coaches or volunteers.
Worthing	Worthing United FC	Adult mens, Vets	Cost of hiring/using facilities. Falling membership/shortage of members. Shortage of artificial turf pitches for training

3.76 These aspirations are considered conservatively; some of them are dependent upon access to more/better pitches and changing facilities, but others will depend on the availability of support personnel. On the basis of past studies and views expressed here, together with initiatives proposed by the FA, we are suggested an aspirational target amongst clubs of around 5% growth, plus known new teams forming. (And of course an element of aspirational demand will be included in latent demand above).

3.77 Based on the current numbers of teams, this suggests the following growth:

**Table 3.20 Aspirational growth in numbers of teams**

ADUR	Existing	Aspirational growth
<b>Adult</b>	23	2
<b>Ladies</b>	2	2 (100%)
<b>Junior Total (u11 – u18)</b>	61	3
<b>Mini Total (u7 – u10)</b>	44	2
<b>Grand Total</b>	130	9

WORTHING	Existing	Aspirational growth of 5%
<b>Adult</b>	24	2
<b>Ladies</b>	2	2 (100%)
<b>Junior Total (u11 – u18)</b>	63	3
<b>Mini Total (u7 – u10)</b>	54	3
<b>Grand Total</b>	143	10

3.78 One element of demand not so far considered is growth in demand for small-sided football (although most likely to take place in sports halls and on 3G FTPs) and other initiatives such as walking football. We would welcome the FA's views on how the growing popularity of these types of football might translate into increased demand for 3G FTPs (it seems unlikely that demand for 11v11 matches on grass pitches will increase as a result). We know anecdotally that there is a considerable amount of indoor 5v5 football training and casual play going on in sports halls in Adur and Worthing; what degree this might move outside to full size 3G FTPs is not really known yet. There is certainly a demand for indoor provision from some sectors; notably youth and mini teams.

3.79 The cost of taking part in football is an important consideration and several clubs have referred to increasing difficulties in meeting this (particularly the cost of hiring facilities for training), the difficulties in finding enough coaches and volunteers to run more teams and the shortage of all weather pitches for training.

3.80 However – and this is a very important consideration: many clubs we spoke to mentioned the decline in 11v11 football in the area – particularly in the Brighton, Worthing & District Saturday league, and said that they feared for the future of adult football in the area, particularly Saturday play. (We note that the 2014 PPS recorded almost double the number of adult teams as this study does (but slightly less youth teams)). The BWD league is a local league, which is one factor in its favour as teams do not have to travel far for matches; however, even in its name – and the name of the Worthing, Horsham & District Sunday league - reflect the mergers in local leagues which have taken place in recent years, due to the contraction in the number of teams.

3.81 *Please see Key Issues and Findings for possible amendments to the pitch stock and discussion of key issues, and Strategy documents.*

## 4 CRICKET

4.1 This section assesses the adequacy of pitches for cricket in Adur and Worthing by presenting the following:

- An overview of pitch supply
- An overview of demand for cricket
- The pattern of play of cricket
- A review of the capacity and adequacy of current provision, including an understanding of activity at individual sites
- The future picture of provision for cricket across Adur and Worthing

### OVERVIEW OF PITCH SUPPLY

4.2 See Table 4.1 below. The letters in the 'Community Use' column signify the following, as set out in Sport England's latest Playing Pitch Strategy Guidance, October 2013.

- A Available for community use and used  
 B Available for community use and unused  
 C Not available for community use, as matter of policy and practice  
 D Not available as disused. Any sites where sites where pitches were once, but are no longer, marked out and remain undeveloped.

### Quantity

4.3 There are 31 sites containing 35 cricket pitches in Adur and Worthing. This figure includes all known public, private and school pitches that are used by community teams for matchplay.

4.4 Shared sites refer to where sports in addition to cricket are played at the ground and there is either shared changing, or a winter sport overlaps the cricket outfield. Local Authority also includes Town and Parish Councils. Table 4.2 gives a summary of cricket pitches according to community use.

**Table 4.1 – Cricket Pitches in Adur and Worthing**

ADUR Site Ref	Site Name	Owner/ Manager	Grass wickets and quality	Non-turf wicket	Community use	Shared sites	Users
AW.04	Buckingham Park	Local Authority (in house)			A	Yes	Still bedding in so not assessed
AW.25	Lancing College	Education - private	4 pitches		C	No	No info
AW.27	Lancing Manor Park	Local Authority (in house)		1 NTW	A	No	Lancing Manor
AW.47	Sompting Abbots Preparatory School	Education - private			C	N/K	No info



ADUR Site Ref	Site Name	Owner/ Manager	Grass wickets and quality	Non-turf wicket	Community use	Shared sites	Users
AW.51	Southwick Green	Local Authority (in house)	7, good	1 NTW	A	No	Southwick CC

WORTHING Site Ref	Site Name	Owner/ Manager	Grass wickets	Non-turf wicket	Community use	Shared sites	Users
AW.02	Broadwater Green	Local Authority (in house)	14, good		A	No	Broadwater CC
AW.17	Fernhurst Recreation Ground (Worthing)	Local Authority (in house)	10, standard		A	Yes	Goring by Sea CC 3 <sup>rd</sup> XI –
AW.21	Goring Recreation Ground	Local Authority (in house)	8, good	1 NTW	A	Yes	Goring by Sea CC
AW.23	Hillbarn Recreation Ground	Local Authority (in house)	West – 9, standard		A	Yes	Findon CC & Broadwater CC 3rds
			East – 10, good		A	Yes	Chippendale 3 <sup>rd</sup> XI and youth
AW.28	Manor Sports Ground	Local Authority (in house)	20, good	1NTW	A	No	Worthing CC Senior teams & older youth
			11, good		A	No	Worthing CC other teams
AW.40	Rotary Park Recreation Ground	Local Authority (in house)	West: 4, standard		A	Yes	Chippendale midweek youth teams
			East: 11, good	1 NTW	A	Yes	Chippendale CC senior teams

#### 4.5 Findings for quantity of cricket pitches in Adur and Worthing – Key Points:

- There are 3 cricket grounds in Adur, with established community use. Lancing Manor Park has only a non-turf wicket (NTW) and no grass square. Southwick Green – an archetypal village cricket ground – has 7 wickets and a NTW; it is attractive but the ground is restricted. Southwick CC will be playing some of its matches at Buckingham Park next season. The cricket pitch at Buckingham Park has been reinstated this year and it is expected to be available for full use next season (2020).
- There are 6 cricket grounds in Worthing, 3 of which are double sites. However, due to the proximity of the squares, two matches can only realistically be played concurrently at Manor Sports Ground.
- Buckingham Park is the only cricket site in Adur shared with either rugby or football. In Worthing, Fernhurst, Goring, Hillbarn and Rotary Recreation Grounds are all shared with football. Although football is also played at Broadwater Green, the football pitch does not encroach on the cricket pitch. The implications of sites shared between cricket and winter sports concern the joint management of grounds and potentially restricted seasons for one, or all, sports involved.

## **Quality**

### **Scoring of sites**

4.6 The score given to the overall pitch quality and shown in Table 4.2 below is based upon Sport England's playing pitch strategy guidance. There are 5 different elements upon which the assessment rating is based: condition of the cricket outfield, condition of artificial wickets, condition and maintenance of grass wickets, presence of pavilion/changing rooms and the condition of non-turf cricket practice nets. Where a particular element is not present at a site, the score is averaged-out to give a comparable rating for all sites.

4.7 The non-technical site assessment provides a snapshot of pitch quality at one point in time. Evidence on quality has also taken into account the views of the clubs using the pitches and those of the Sussex Cricket Development Officer.

**Table 4.2A: Adur Cricket Pitch Quality Rating**

Site ref.	Site	Grass wickets (artificial wicket)	Potential rating (poor, standard, good)	Notes from site audit	Summary of club rating & comments
AW.04	Buckingham Park			Possibly 10 wickets. Still bedding in with occasional trial dunes this season.	
AW.27	Lancing Manor Park	(1)	Standard	Sole, non turf wicket in good condition. No cut square nor wicket protection. Wicket positioned E/W.	Acceptable. Dog fouling poor.
AW.51	Southwick Green	7 (1)	Good	Restricted site in busy, built up area. Tight boundaries, irregular markings. Non turf wicket in good order.	Unfortunately no response from club
AW.25	Lancing College	4 pitches		Wickets not assessed, but looks very well maintained, attractive site.	
AW.47	Sompting Abbots Preparatory School	N/K		Not assessed	

**Table 4.2B: Worthing Cricket Pitch Quality Rating**

Site ref.	Site	Grass wickets (artificial wicket)	Potential rating (poor, standard, good)	Notes from site audit	Summary of club rating & comments
AW.02	Broadwater Green	14	Good	Prominent, open site with single, artificial net. Well prepared wicket, undulating outfield.	Good. Outfield had areas that were poor standard which have been remedied by the Council.
AW.17	Fernhurst Recreation Ground (Worthing)	10	Standard	Tidy square. Removed artificial strip. Outfield very popular with dog walkers	Good. Dog fouling poor.
AW.21	Goring Recreation Ground	8	Good	Well maintained square. Undulating outfield.	Good. Dog fouling poor. Have been in contact with the council regarding removal of grass cuttings during the season as this gives us problems and pitch markings are affected. Problems with contours of outfield.

**Adur & Worthing Playing Pitch Strategy Stage C Needs Assessment Report**

---

Site ref.	Site	Grass wickets (artificial wicket)	Potential rating (poor, standard, good)	Notes from site audit	Summary of club rating & comments
AW.23	Hillbarn Recreation Ground (West)	9	Standard	Pitches on slight slope. Maintained to a good standard.	Good. Overall pitch quality – acceptable.
AW.23	Hillbarn Recreation Ground (East)	10	Standard	Pitches on slight slope. Maintained to a good standard.	Good
AW.28	Manor Sports Ground (West)	20 (1)	Good	2 pitches allowing simultaneous play. Main pitch (W) maintained to a very high level	Good on all indices
AW.28	Manor Sports Ground (East)	11	Good	2 pitches allowing simultaneous play. Maintained to a high level.	Good on all indices
AW.40	Rotary Park Recreation Ground (West)	4	Standard	Good grass wicket used mainly for juniors.	
AW.40	Rotary Park Recreation Ground (East)	11 (1)	Good	Main pitch on site. Prepared to a high standard.	Good. We currently have a retired volunteer who assists the council in the watering and rolling of the wickets in order to extend the life of the square in what is always a busy season.

4.8 Findings from the quality assessment of Adur and Worthing’s cricket pitches are:

- The number of available pitches was not mentioned as an issue by any resident club, however Findon CC, who are based outside the area but play their 3<sup>rd</sup> XI at Hillbarn (W) say they need more pitches available.
- As would be expected, the standard of cricket pitches is commensurate with the standard of play and of particular note were the very good pitches in Worthing at Manor Ground (West) and Rotary Recreation Ground (East).
- All grounds scored well, and the quality of the wickets was not found to be an issue. As all cricket grounds have open access, the perennial problem of fouling by dogs was noted and frequently mentioned as an issue.
- Changing facilities did not rate particularly well and the following comments were received from the resident clubs:

**Table 4.3: Comments on Changing Facilities for cricket**

<b>Area</b>	<b>Ground</b>	<b>Comments on changing facilities</b> (SV: site visit notes, CC: clubs’ comments)
Adur	Lancing Manor Park	SV: Exterior of building and approach path in very poor state of repair. CC: Standard
Worthing	Broadwater Green	SV: Standard. Dated changing block. CC: The pavilion has been acknowledged as having 3 years of useful life before it must be replaced. It was built in 1960 and is no longer fit for purpose. It also has no toilet facilities inside; however there are public toilets as part of the building.
Worthing	Fernhurst Recreation Ground	SV: Standard. Unattractive, dated changing block. CC: Poor. The pavilion needs a general overall refit and is totally unacceptable hygiene-wise. Fernhurst facilities have been poor for many years and we struggle to have any changes made.
Worthing	Goring Recreation Ground	SV: Good. Shared with football. CC: Pavilion needs sorting and we do some work on it ourselves.
Worthing	Manor Sports Ground	SV: Good. Iconic, art deco pavilion. CC: Manor Sports Ground pavilion is old and in need of overall modern update to cater for needs of the modern era
Worthing	Rotary Park Recreation Ground	SV: Good. Changing, clubhouse and social area in three, well presented buildings. CC: Whilst as a club we have tried to improve the facilities as best we can they are non compliant under current safeguarding standards and require attention (e.g.no Disability access or toilets; no separate Ladies Toilet; communal showers; changing rooms/umpires changing room with no wash basin shower and toilet) Club has met with the Council and our governing body and are looking to develop the facility to address these issues. Hope to attract funding from ECB and Sport England.

4.9 Cricket clubs were asked whether they were satisfied with the overall provision of cricket pitches in Adur and Worthing. 5 out of 6 clubs responding said they were: the remaining club commented that they were not satisfied due to their non-compliant ancillary facilities (as detailed in the above table).

## OVERVIEW OF DEMAND

### Demand and Latent Demand for Cricket

4.10 From the Active People Survey and Market Segmentation data it is possible to estimate:

- the proportion of the local adult population within each market segment group that **currently** participate in cricket in Adur (404)
- the proportion of the local adult population within each market segment group that **currently** participate in cricket in Worthing (710)
- how many adults in Adur **would like** to participate (or participate more) in cricket, i.e. latent demand (234).
- how many adults in Worthing **would like** to participate (or participate more) in cricket, i.e. latent demand (397). The following figures present this information pictorially.

Figure 4.1 Population within Adur participating in cricket

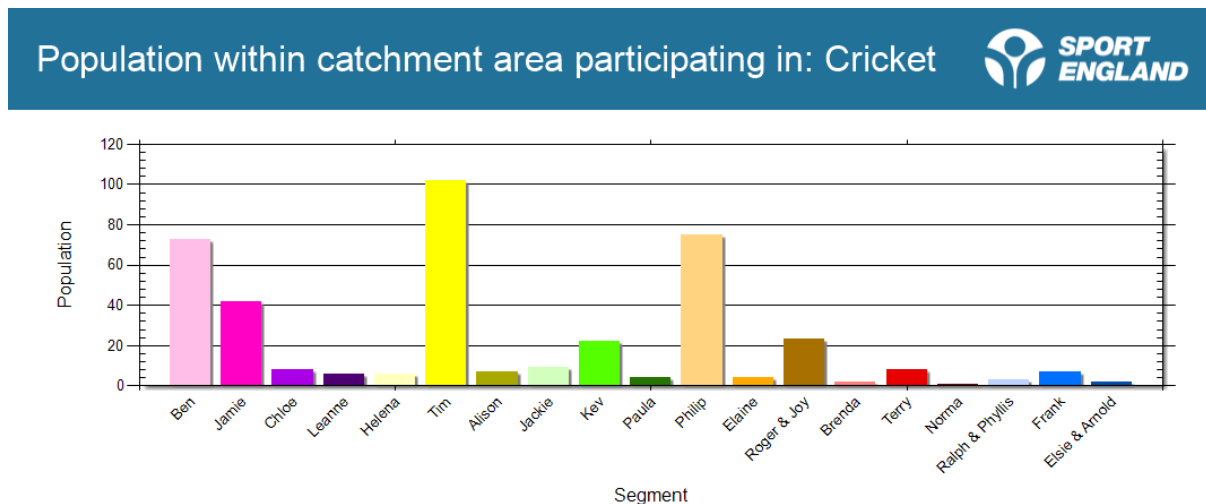


Figure 4.2 Population within Worthing participating in cricket

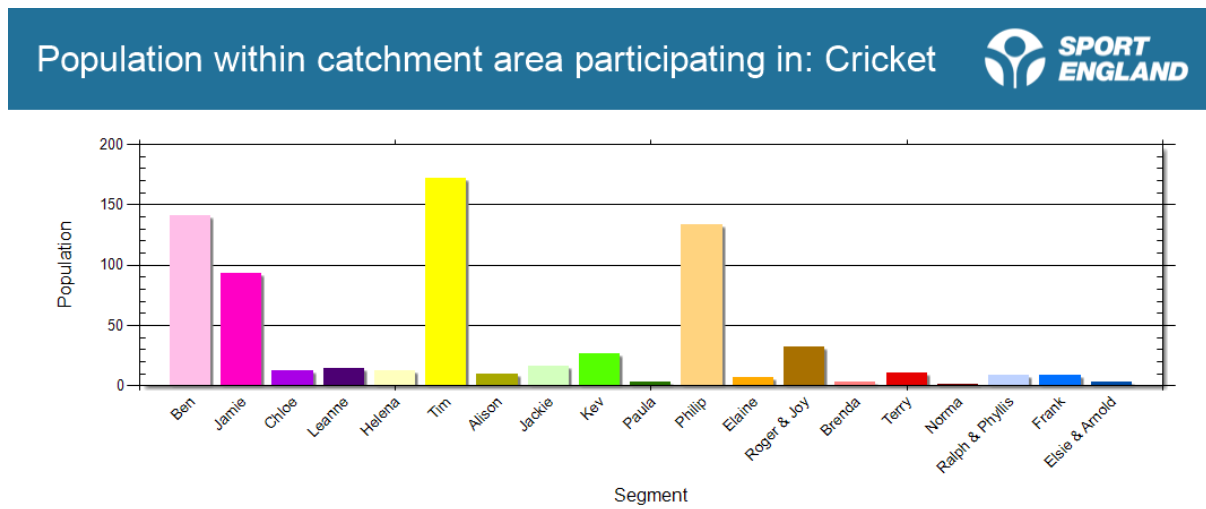


Figure 4.3 Population within Adur wanting to participate in cricket

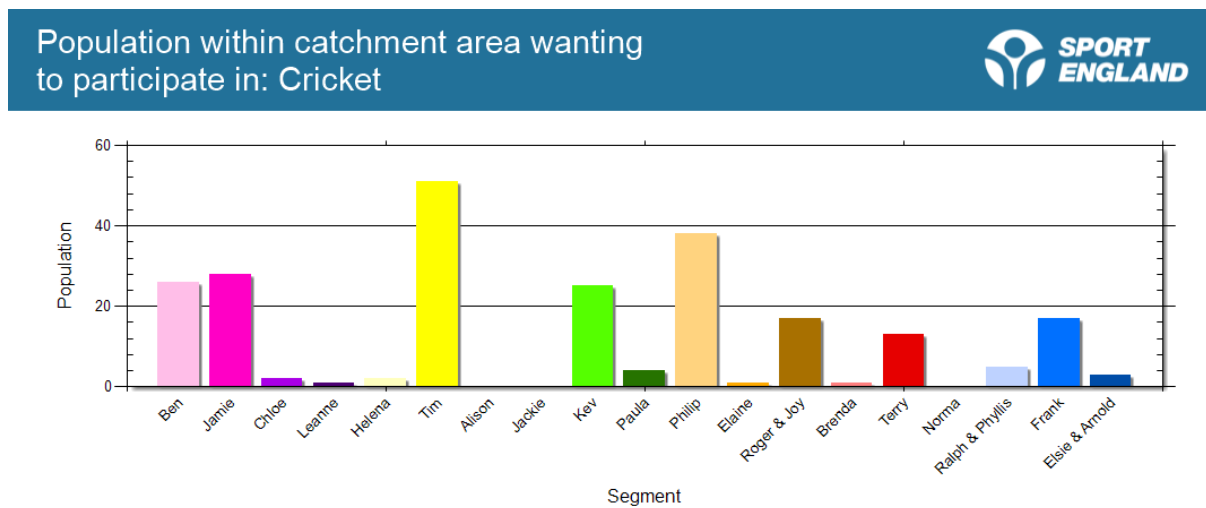
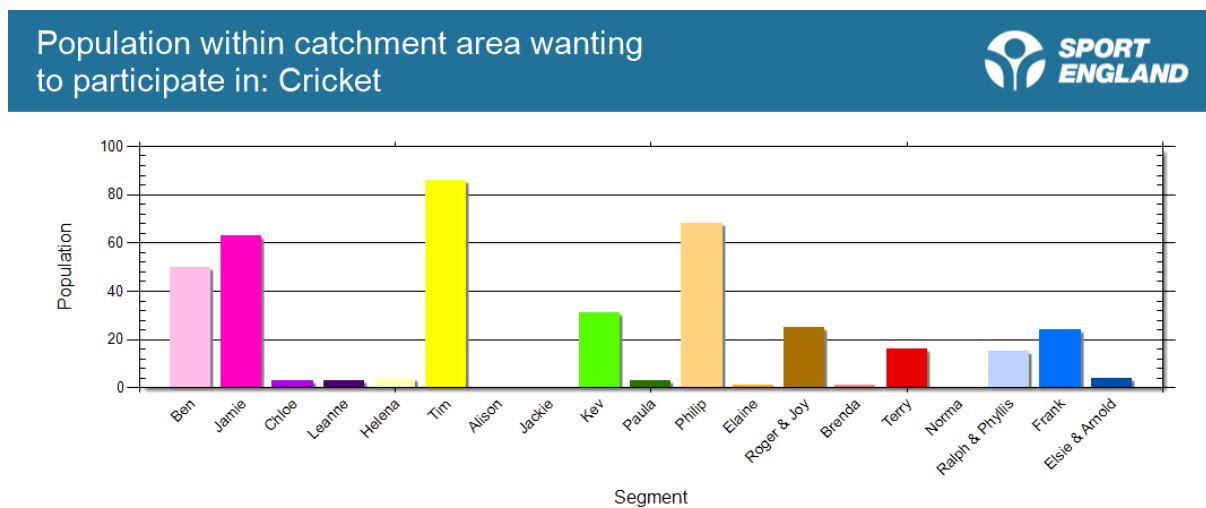


Figure 4.2 Population within Worthing wanting to participate in cricket



4.11 The key participants in cricket in Adur & Worthing come from those market segments groups that are most likely to play cricket nationally. However, the relative proportion of the population that participates from each group differs from national rates due to the make-up of the local population. For cricket, the main market segmentation groups in both Adur and Worthing are:

- **Ben:** competitive male urbanite, mainly aged 18-25, single, graduate professional.
- **Tim:** settling down male, mainly aged 26-45, married or single, may have children, professional.
- **Philip:** comfortable mid-life male, mainly aged 46-55, married with children, full time employment and owner occupier.
- **Jamie:** sports team lad, mainly aged 18-25, single, vocational student
- **Kev:** pub league team mate, mainly aged 36-45, married or single, may have children, vocational job.

4.12 With fewer numbers, the main female segments participating in cricket in Adur and Worthing are:

- **Leanne: Young busy mums and their supportive college mates, and**
- **Chloe: Young image-conscious females keeping fit and trim**



**Clubs and Teams playing in Adur and Worthing**

4.13 The following clubs and teams are recorded as playing in Adur and Worthing, together with recent trends in membership.

**Table 4.4A: Cricket Clubs and Teams playing in Adur**

Club	Main Home Ground	Adult teams	Adult membership trends	Youth teams	Youth membership trends	Total teams	Comments
Lancing Manor CC	Lancing Manor Park	1	Decreased			1	Reduced player numbers
Southwick CC	Southwick Green	3	Stayed the same	4		7	

**Table 4.4W: Cricket Clubs and Teams playing in Worthing**

Club	Main Home Ground	Adult teams	Adult membership trends	Youth teams	Youth membership trends	Total teams	Comments
Broadwater CC	Broadwater Green	4		2		6	Overall membership slightly increased
Chippendale CC	Rotary Recreation Ground	5	Stayed the same	4	Stayed the same	9	
Findon CC	Hillbarn Recreation Ground	1					3 <sup>rd</sup> XI. Club based outside area.
Goring by Sea CC	Goring Recreation Ground	4	Decreased	1	Decreased	5	Numbers have decreased as we believe the interest in the game is slowly declining. Ladies team lost a few players and cannot replace them. Struggling to attract colts to cricket
Pathfinder CC	Fernhurst Recreation Ground	2	Stayed the same			2	Also use Broadwater Green
Worthing CC	Manor Sports Ground	5	Stayed the same	7	Increased	12	Due to increase in number of junior players.

**Table 4.5 Cricket teams and when they play**

<b>Club</b>	<b>Teams</b>	<b>Mid Week</b>	<b>Sat</b>	<b>Sun</b>
Lancing Manor (adult)	1 <sup>st</sup> XI		1	
Southwick CC (adult)	1 <sup>st</sup> XI, 2 <sup>nd</sup> XI, Development XI		2	1
Southwick (youth)	U15, U13, U10, U9	2	1	1
	<b>Adur Total – Adult</b>		<b>3</b>	<b>1</b>
	<b>Adur Total - Youth</b>	<b>2</b>	<b>1</b>	<b>1</b>
Broadwater CC (adult)	1 <sup>st</sup> XI, 2 <sup>nd</sup> XI, 3 <sup>rd</sup> XI, Sunday XI		3	1
Broadwater CC (youth)	U13, U12	2		
Chippendale CC (adult)	1 <sup>st</sup> XI, 2 <sup>nd</sup> XI, 3 <sup>rd</sup> XI, Sunday XI, Ladies		3	2
Chippendale CC (youth)	U15, U14, U13, U12	4		
Findon CC	3 <sup>rd</sup> XI		1	
Goring by Sea (adult)	1 <sup>st</sup> XI, 2 <sup>nd</sup> XI, 3 <sup>rd</sup> XI, Friendlies		3	1
Goring by Sea (youth)	U15	1		
Pathfinder CC	Sunday XI			1
Worthing CC (adult)	1 <sup>st</sup> XI, 2 <sup>nd</sup> XI, 3 <sup>rd</sup> XI, 4 <sup>th</sup> XI, Sunday XI		4	1
Worthing CC (youth)	Girls U16, U13, U13, U12, U11, U10 x2	5	2	
	<b>Worthing Total - Adult</b>		<b>14</b>	<b>6</b>
	<b>Worthing Total - Youth</b>	<b>12</b>	<b>2</b>	
	<b>GRAND TOTAL - ADULT</b>		<b>17</b>	<b>7</b>
	<b>Grand TOTAL - YOUTH</b>	<b>14</b>	<b>3</b>	<b>1</b>

4.14 Points to note arising from the above tables:

- Junior cricket in Adur and Worthing is primarily based at Worthing CC with 7 teams and Chippendale CC and Southwick CC with 4 teams each. The little growth that cricket has experienced is seen in youth cricket.
- Chippendale CC and Worthing CC were the only clubs recorded as fielding female teams. Nationally, this has been an area of growth within the game through such initiatives such as ‘softball cricket’. Girls can also, and often, feature in the mixed junior section of all clubs running youth teams. This growth has yet to be experienced in Adur and Worthing.
- Traditional adult membership (of men’s teams) has remained steady at best. This however, is before the effect of England being world champions has registered!

4.15 Structure of cricket in the area is as follows:

- Since 2018 all senior, competitive play is within the Sussex Cricket League. The county-wide league consists of a total 34 divisions, with all bar the top two divisions being regional. This season, Worthing clubs are represented in: Division 2 by Goring on Sea CC 1<sup>st</sup> XI; Division 3 (W) by Worthing CC 1<sup>st</sup> XI, Broadwater CC 1<sup>st</sup> XI and Chippendale CC 1<sup>st</sup> XI in Division 4 (W).
- In Adur, Southwick CC are a long established club that run two XIs on a Saturday in The Sussex Cricket League. Lancing Manor run one XI on a Saturday in the same league.

- The England & Wales Cricket Board’s All Stars programme has nationally, been very successful in driving up participation of young people aged 5 – 8 years. This programme offers eight weeks of coaching in a safe and inclusive environment, but has not been notified to us as taking place in Adur and Worthing

## **PATTERN OF PLAY AND CAPACITY**

### **PATTERN OF PLAY**

4.16 The summary of pattern of play according to whether teams are senior or junior is as follows:

**Table 4.6: Summary of Pattern of Play**

	Mid week	Saturday	Sunday	Total teams
Adur & Worthing Senior Teams	0	71% (17)	29% (7)	24
Adur & Worthing Youth Teams	78% (14)	17% (3)	5% (1)	18

4.17 Some teams do not always play their home matches on the same day of the week i.e. friendly sides can play Sunday or midweek, and some junior teams play occasional weekend games as well as midweek. Senior league matches take place on Saturdays.

### **Training and Matchplay Needs**

4.18 The majority of clubs do train – in summer on their home ground (although not all clubs have nets). In winter, a few clubs train in various school sports halls – see below

**Table 4.6: Training arrangements – Adur and Worthing Cricket Clubs**

<b>Club</b>	<b>Train indoors (give sports hall)</b>	<b>Nets at ground</b>	<b>On wicket</b>	<b>On outfield</b>
Broadwater CC	Durrington High School	Yes		
Chippingdale CC		Yes	Yes	
Findon CC	Durrington High School			
Goring-by-Sea CC	Durrington High School - Indoor nets - 10 weeks in winter.	Yes		
Lancing Manor CC			Yes	
Pathfinder CC	(Goring-by-Sea CC nets)			
Southwick CC	(Shoreham Academy nets)			
Worthing CC		Yes	Yes	

4.19 No clubs mentioned any difficulties in obtaining facilities for training purposes.

## **CAPACITY**

### **Capacity scores**

4.20 To evaluate the adequacy of facilities for cricket, the amount of wickets available is measured against the level of use of these wickets. This is considered firstly at a site specific level and then information and issues are compiled in order to present the borough wide picture. To determine the situation at individual sites, the following is evaluated;

- the amount of play that a site is able to sustain (based upon the site quality and the number of wickets on the square);
- how much play takes place at each site, as well as the impact of educational and informal or casual use;
- whether there is any spare capacity at the site based upon a comparison between the capacity of the site and the actual usage; and
- the key issues relating to the site.

4.21 Demand is therefore measured in terms of the number of home games that each team will play per season. Only one game is traditionally played on a pitch per day, particularly for senior fixtures, due to the length of time that a game takes to finish. As well as the ability of the square to sustain the required amount of play, the capacity of a cricket club can also be affected by the amount of games that can be accommodated at any one time.

4.22 For cricket, unlike other pitch sports, the capacity of a pitch is measured on a season rather than weekly basis and is primarily determined by the number and quality of wickets on a pitch. Play is rotated throughout the season across the number of wickets on a pitch to reduce wear and allow for repair and each wicket can accommodate a certain amount of play per season. As a guide, the ECB suggests:

4.23 A good quality wicket (which should be aspired to) should be able to take:

- 5 matches per season per grass wicket (adults) (3 matches per season standard quality grass wickets)
- 7 matches per season per grass wicket (juniors);
- 60 matches per season per non turf wicket (adults); and
- 80 matches per season per non turf wicket (juniors).

4.24 This Needs Assessment has established the quality of the grounds for capacity assessment purposes by taking into account the views of clubs and the latest ECB Pitch Quality Standards where available, and also incorporated pitch and outfield markings (ratings) from the ECB. Ultimately if a cricket square is rated as anything other than good, then it is unable to sustain as many matches as indicated within the guidance. As such the carrying capacity may need to be amended to reflect this. Also, if the quality of a ground is poor then this could be a priority of the strategy to rectify, although no pitches in Adur or Worthing were recorded as being poor. A range of capacity scores can arise where a club has junior teams playing and a good or standard wicket can accommodate more junior than senior teams.

4.25 Sussex Cricket guidance on carrying capacity is as follows:

**Table 4.7: Capacity ratings for cricket wickets**

	Poor	Standard	Good
<b>Fine Turf</b>	0 (health & safety)	4	5
<b>Non Turf</b>	0	60	60

4.26 Usually Sussex Cricket give a rating of 3 games per strip if the square is maintained by the local authority. In Adur and Worthing therefore, for those squares rated as standard which are maintained by the local authority, we have applied a theoretical capacity of 3 games a season.

4.27 Based upon the above parameters, Table 4.8 provides an overview of site specific activity for each of the pitches that offer community use in Adur and Worthing. Information has been gleaned from Adur and Worthing Council booking records and a painstaking trawl of fixture lists to establish accurately the amount of activity at each site. Table 4.9 summarises the information.

4.28 The Sport England Playing Pitch guidance has 3 pre-determined descriptions for the assessment of capacity at pitch sport sites:

- Potentially able to sustain more play
- Being played to the level the site can sustain
- Being overplayed

4.29 Under the 'Assessment' column, the following abbreviations are used:

- Potential: Potentially able to sustain more play
- Sustainable: Being played to the level the site can sustain
- Overplayed: Being overplayed
- Potential outside peak times (POPT) An additional category to Sport England's. (Peak time is Saturday)

Table 4.8A: – Site Specific Usage and Capacity: Cricket pitches in Adur

Site Ref	Site	No of Wickets	Quality Assessment	Theoretical capacity	Matches	Training	Casual	Education	TOTAL B	Difference (A-B)	Peak time capacity	Assessment	Notes
AW.04	Buckingham Park												Pitch still bedding in
AW.25	Lancing College	4 pitches											School use only
AW.27	Lancing Manor Park	1 NTW	Standard	60	8	10			18	42	10	Potential	Underused – Lancing Manor CC. Room for midweek play
AW.47	Sompting Abbotts Preparatory School												No information
AW.51	Southwick Green	7	Good	35	42	0	0	0	42	-7	0	Sustainable	Unsure of split grass/NTW, so say being played to sustainable level. Very restricted site.
		1 NTW											

Table 4.8W: – Site Specific Usage and Capacity: Cricket pitches in Worthing

Site Ref	Site	No of Wickets	Quality Assessment	Theoretical capacity	Matches	Training	Casual	Education	TOTAL B	Difference (A-B)	Peak time capacity	Assessment	Notes
AW.02	Broadwater Green	14	Good	70	33	5			38	32	0	Potential outside peak time	Broadwater CC (3rds play off-site)
AW.17	Fernhurst Recreation Ground (Worthing)	10	Standard	30	12				12	18	10	Potential	Needs upgrading. 2 <sup>nd</sup> ground for Goring CC
AW.21	Goring Recreation Ground	8	Good	40	28			5	33	7	0	Potential outside peak time	Goring CC

**Adur & Worthing Playing Pitch Strategy Stage C Needs Assessment Report**

Site Ref	Site	No of Wickets	Quality Assessment	Theoretical capacity	Matches	Training	Casual	Education	TOTAL B	Difference (A-B)		Assessment	Notes
		1 NTW		60									
AW.23	Hillbarn Recreation Ground (West)	9	Standard	27	18				18	9	0	Potential outside peak time	East (10) – Chippendale 3rd XI Sat 7 matches and u15 MW 3 games and u14 MW 4 games
AW.23	Hillbarn Recreation Ground (East)	10	Standard	30	14				14	16	10	Potential	
AW.28	Manor Sports Ground (West)	20	Good	100	38	0	5	0	43	57	0	Potential outside peak time	Pretty well used at peak time (Saturdays); considerable spare outside
		1 NTW											
AW.28	Manor Sports Ground (East)	11	Good	55	28	0	0	10	38	17	0	Potential outside peak time	
AW.40	Rotary Park Recreation Ground (West)	4	Standard	12	2				2	10	0	Potential outside peak time	2 x u12 matches
AW.40	Rotary Park Recreation Ground (East)	11	Good	33* (3 games per strip)	42				42	-7	0	Potential outside peak time	Chippendale CC 1 <sup>st</sup> & 2 <sup>nd</sup> team, u13, u14, u15, Colts, Sunday, MW friendlies, Ladies Matches
		1 NTW											

4.30 Excluding artificial wickets in poor condition with no community use at, the capacity summary is as follows:

**Table 4.9 Summary of capacity by sub area: Adur and Worthing**

<b>Grounds</b>	<b>Number of grounds</b>	<b>Number of wickets (grass)</b>	<b>Match equivalent capacity</b>	<b>Match equivalent played</b>	<b>Difference</b>	<b>Percentage capacity</b>	<b>Assessment of capacity across Sub Area</b>
<b>Adur</b>							
Lancing Manor Park Southwick Green	2	7 grass + 2 NTW	35 grass + 120 (NTWs)	60	35		The NTW at Lancing Manor has considerable spare capacity. If just the grass wickets at Southwick Green are considered, the pitch is overplayed.
<b>Worthing</b>							
Broadwater Green Fernhurst Recreation Ground Goring Recreation Ground Hillbarn Recreation Ground (E & W) Manor Sports Ground (E & W) Rotary Park (E & W)	6	97 grass	397	215	182	54.2%	Only Fernhurst and Hillbarn East have spare capacity at peak time (Saturdays). All the other grounds have spare capacity outside of peak time only, apart from Rotary East which is slightly overplayed.
Worthing Total including NTWs	6	97 grass + 3 NTW	577	215	362	37.3%	Inclusion of NTWs (nominally able to cater for 60 matches each) increases capacity. However, they cannot be played on at the same time as the grass wickets



4.31 Key findings are:

- In Adur, the NTW at Lancing Manor has considerable spare capacity. If just the grass wickets at Southwick Green are considered, the pitch is overplayed.
- As the above table shows there is considerable spare capacity at the grounds in Worthing, even taking into account the fact that games cannot be played simultaneously at Hillbarn and Rotary. In similar areas, a figure of 80% capacity may be reached for grass wickets (e.g. Mid Sussex). If NTWs are included, there is even greater capacity.
- The issue in both Worthing and Adur is that there are so many Saturday sides that the grounds are full up. Any additional Saturday teams could only be accommodated at Hillbarn Recreation Ground (East) (if can be dovetailed in with play on the West pitch) or at Fernhurst or at Rotary East. The former two sites are not good quality wickets and would ideally need to be improved to attract Saturday sides
- Once a cricket club has 3 Saturday teams it needs two grounds. Broadwater CC 3rds play at Hillbarn and Goring by Sea CC's 3rds play at Goring Recreation Ground. Chippendales and Worthing CC both play 3rds which use the pitches at Hillbarn (E) and Manor Park (E).
- This season, Rotary East cricket pitch hosted 42 matches for Chippendale CC and Rotary West, just two. The club comment that the Rotary East wicket was clearly played on too much (it shows up as being slightly overplayed in the table above). This is because it is near the pavilion and therefore more popular. However, dedicated work by a club volunteer has greatly improved the Rotary East wicket. The club's use of Rotary West and East will be more evenly balanced next season, with the club intending to use Rotary West a lot more for colts' matches.

4.32 There are some other factors to take into account in considering the capacity of cricket ground. In particular, the availability of non turf practice nets and mobile net cages have an important impact on usage of the grass squares themselves.

4.33 The relationship between grass and non-turf facilities also has a bearing. For adult matches non-turf wickets are not particularly desirable and their use is restricted to a very minor level (casual matches etc.), Although Lancing Manor are an exception to this rule in that they have played their home matches for many seasons on just a non-turf wicket.. The ECB and junior leagues look to encourage youth play onto turf wickets at around 13 years or so. The only other artificial, club based wickets are at Rotary (E) and Manor Sports Ground (E), and whilst they add to the grounds' capacity (in terms of numbers of matches played in a season), obviously there cannot be matches taking place simultaneously on the grass and artificial wickets.

4.34 The study did not find any issues with changing facilities which impacted on site capacity for cricket, although as recorded there are genuine concerns about the hygiene and health and safety criteria which may not be being met by many pavilions.

### **Disused Grounds**

4.35 There were no grounds recorded under category D according to the Sport England guidance

### **Displaced Demand**

4.36 There were no recorded instances of displaced demand i.e. clubs playing home matches outside the district. There was just one instance of Findon CC, from outside the district, playing their 3rd XI at Hillbarn.

4.37 There were no instances of clubs' using facilities outside the district for their winter training requirements:

## **FUTURE PICTURE OF PROVISION**

4.38 As well as changes to the number of people living in the area and / or to the demographic profile of the population (summarised above), the future requirement for cricket pitches will be impacted by several factors, including;

- A. General changes in participation trends and in how pitch sports are played
- B. Participation increases through population growth
- C. Consideration of latent, unmet and displaced demand
- D. Local trends in participation and club specific development plans and aspirations; and
- E. Amendments to the current facility stock either through the provision of new pitches or the loss of current pitches.

### **A General changes in participation trends and in how pitch sports are played**

4.39 Changes in participation may perhaps have the most significant impact upon future demand for cricket pitches. Several clubs indicated that they have experienced recent growth in junior cricket; in contrast, adult participation has been much more mixed.

4.40 The offering by the clubs is consistent with the recent strategy for 2020 to 2024 announced by the ECB of Inspiring Generations, where included in the key deliverables are making cricket more accessible, engaging with children, transforming women's and girls' cricket and making cricket gender neutral. Sussex Cricket Foundation are focusing upon a strategy of retaining existing players and supporting increased participation where opportunities arise. In particular:

- It is promoting a change in formats where for younger players (u11, u12 and u13, the pitch has a shorter boundary
- It is keen to progress the All Stars programme in the county. This is an initiative aimed at Key Stage 1 children, as an entry level into the sport and is delivered by clubs with a focus on ensuring parent participation and involvement. Goring CC run All Stars at Goring Recreation Ground (40 children), Worthing CC run All Stars at The Manor Ground (50 children) and Southwick CC run All Stars at Southwick Green (50 children).
- It is also promoting women's softball – which is a game which can be played by the whole family for many years.

4.41 In recognition of changing lifestyle patterns and the challenges of 50 over cricket, alternative formats of the game, including Last Man Standing and T20 have also been introduced by the ECB. These are similar in format to the midweek and weekend leagues and offer people who are unable to participate in full matches shorter forms of the game.

100-ball cricket has recently been announced by the ECB as a new format, launching in 2020. These initiatives have not so far been recorded in the area. However this was prior to England winning the World Cup!

4.42 The ECB therefore currently has an overall focus on player retention and is highlighting potential to grow more casual and informal formats of the game. This may result in the growth of more casual play and midweek leagues, and at present it would seem that grounds in Adur and Worthing could certainly accommodate more mid week play.

## **B Participation increase through population growth**

4.43 Team Generation Rates (TGRs) indicate how many people in a specified age group are required to generate one team. TGRs are derived by dividing the appropriate population age band by the number of teams playing within that area in that age band. By applying TGRs to population projections, we can project the theoretical number of teams that would be generated from population growth and gain an understanding of future demand. The TGR for men's cricket in Adur & Worthing is 1658 (i.e. 1658 men in the 18-55 year age group needed to generate a team) and for juniors (boys 7-18 years), the TGR is 709

4.44 Using the current TGRs for cricket in Adur & Worthing and to assess the potential impact of projected changes to the population through new housing suggest the following number of teams will be generated:

<b>2028 AGE GROUPS</b>	<b>Total new teams – Adur &amp; Worthing</b>
Senior cricket (18-55 male)	3
Senior cricket (18-55 female)	1
Junior cricket (7-17 male)	2
Junior cricket (7-17 female)	1

4.45 One of the characteristics of TGRs is that if there are no teams or a very low number of teams currently playing (so that the number required to generate one team is very high) increases in population in the relevant age playing range may not 'trigger' an extra team. Many clubs comment that they wish to start women's teams and nationally, women's cricket is increasing in popularity and it is likely that more women's cricket teams will develop in the future (despite the fact that the TGR suggests no growth in the number of teams).

## **C Consideration of latent, unmet and displaced demand**

4.46 Sport England Market Segmentation data can be used to estimate the proportion of the population that participate in cricket and the number of people that would like to play (or play more). This suggests that there is potential to increase adult cricket participation by over 50%, with an estimated 1114 Adur and Worthing adults currently participating in cricket and approximately 631 residents indicating that they would like to play (or play more) cricket. This potential rate of increase is similar to county and national figures. Most of this latent demand is from residents in the main market segments that currently play.

4.47 Given current TGRs (1568 for men and 709 for boys), this may not result in an increase in the number of actual teams but may result in larger squad sizes or existing players playing more e.g. for midweek teams as well as for a Saturday league and/or a Sunday friendly side.

## **D Trends in participation and club specific development plans and aspirations**

4.48 4 out of 6 clubs in the area responding said they wanted to run more teams – 1 adult men’s team, 2 adult women’s, 4 junior boys and 3 junior girls. Factors which might constrain this are, predominantly: a shortage of coaches or volunteers and falling membership, a shortage of, or poor quality, changing facilities and one mention of there being a shortage of good quality non turf wickets.

4.49 As far as youth cricket is concerned promising young players are tending to concentrate at the few, larger clubs where coaching is good.

4.50 *Please see Key issues and Findings for possible amendments to the pitch stock and discussion of key issues, and Strategy documents.*

## **5 RUGBY**

---

5.1 This section assesses the adequacy of pitches for rugby in Adur and Worthing by presenting the following

- An overview of pitch supply
- An overview of demand for rugby
- The pattern of play of rugby
- A review of the capacity and adequacy of current provision, including an understanding of activity at individual sites
- The future picture of provision for rugby across Adur and Worthing

### **OVERVIEW OF PITCH SUPPLY**

#### **Quantity and quality ratings**

5.2 The rugby pitches in Adur and Worthing are set out in Table 5.1, together with their quality ratings. The letters in the 'Community Use' column signify the following, as set out in Sport England's latest Playing Pitch Strategy Guidance, October 2013.

- A Available for community use and used
- B Available for community use and unused
- C Not available for community use, as matter of policy and practice
- D Not available as disused. Any sites where pitches were once, but are no longer, marked out and remain undeveloped.

5.3 The score given to the overall pitch quality is based upon Sport England's playing pitch strategy guidance. There are two scores recorded on the assessment form: one is for pitch maintenance (frequency of aeration and surface dressing) and the other is for the type of drainage a particular pitch has (natural, pipe drained, pipe and slit drained, unknown). Also noted but not scored on the assessment forms are qualitative and ancillary information (length and coverage of grass, size of pitch, problem areas, condition and safety of goal posts, and availability of changing, floodlighting and car parking)

5.4 The maintenance (M) scores of the pitches are either M0 (poor) where it is indicated that required 'action is significant improvements to maintenance programme', M1 (adequate) where required 'action is minor improvements to maintenance programme' or M2 (good maintenance). The scores increase to reflect the frequency of the maintenance regime, with the maximum possible score of 15. Drainage (D) ratings are recorded as D0 (natural inadequate) where required 'action is pipe drainage system needed on pitch', D1 (natural adequate) where required 'action is pipe and slit drainage needed on pitch' or D2 (pipe drained) where required 'action is slit drainage needed on pitch'. D3 is a pipe and slit drained pitch, where no action is needed.

Table 5.1: Rugby pitches in Adur and Worthing with quality ratings and ratings by clubs

Area	Owner Manager	Name	Senior rugby	*Mini/Midi	Training area/Pitch	Community Use	Rating D/M	Comments VQA	Club rating/comments
Adur	Local Authority	Buckingham Park	2	2		A	1 <sup>st</sup> senior pitch: D0/M1 2 <sup>nd</sup> senior pitch: D0/M0 Jnr pitches: D0/M1	Main pitch - nearest road. Good grass cover. No floodlit facilities on site. Second pitch - more of a sideways slope. At least 2 junior rugby pitches/training grids set around cricket square	Overall pitch quality is acceptable. Litter, dog fouling and car parking poor.
Worthing	Education	Worthing College	1			B	D1/M1	Rugby pitch is very good – drains well, has barriers and good grass cover.	2 men’s teams and 1 ladies’, used on Wednesday afternoons, student use only.
<b>Other pitches recorded but no community use recorded and not assessed:</b>									
Adur	Education (private)	Lancing College	3			C			
Adur	Education	Shoreham Academy Pitches (off site)	1			B			
Worthing	Education	Durrington High School	1			B			
Worthing	Education	St Andrew's CoE High School for Boys	1			B			
Worthing	Education	Worthing High School	1			C			

5.5 The distribution of rugby clubs in the wider Adur and Worthing area is as follows:

- Just outside the Worthing Boundary, Worthing RFC is located at The Rugby Park, Roundstone Lane, Angmering, Littlehampton. The club runs a full complement of teams.
- Further to the west, Littlehampton RFC has one adult men's XV; the next clubs going west are Bognor RFC and Chichester RFC
- To the north of Adur and Worthing lie Steyning RFC with one adult men's XV and Pulborough RFC which runs a full complement of teams, adult and midi/mini. Further north east lies Horsham RFC, with a 360 artificial turf pitch
- In the east of the area lies Shoreham RFC, based at Buckingham Park (referred to within this report)

5.6 The rugby facilities in Worthing are thus centred at two sites – Buckingham Park, home to Shoreham RFC and Worthing College, where the college teams play. There may be occasional community use of school rugby pitches although no evidence has been forwarded.

5.7 Worthing RFC are a well-established rugby club, running an array of teams. They own their multi-pitch site, with club house and ancillary provision, which is based outside the district, in Angmering. Further detail is provided under 'Future Situation'.

5.8 The demand generated by Worthing RFC has been taken into account in assessing future demand for rugby in the Adur and Worthing area, but the facility needs of the club are not considered in this section

## **OVERVIEW OF DEMAND**

### **Demand and Latent Demand for Rugby Union**

5.9 From the Active People Survey and Market Segmentation data it is possible to estimate:

- the proportion of the local adult population within each market segment group that **currently** participate in rugby union in Adur (594)
- the proportion of the local adult population within each market segment group that **currently** participate in rugby union in Worthing (1,093)
- how many adults in Adur **would like** to participate (or participate more) in rugby union, i.e. latent demand (160).
- how many adults in Worthing **would like** to participate (or participate more) in rugby union, i.e. latent demand (275). The following figures present this information pictorially.

Figure 5.1 Population within Adur participating in rugby union

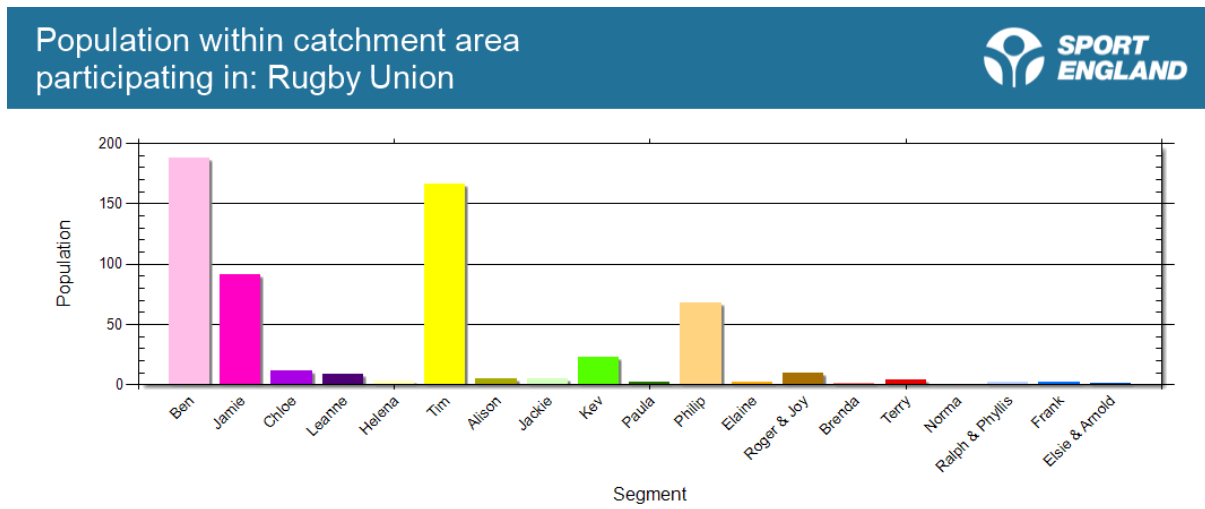


Figure 5.2 Population within Worthing participating in rugby union

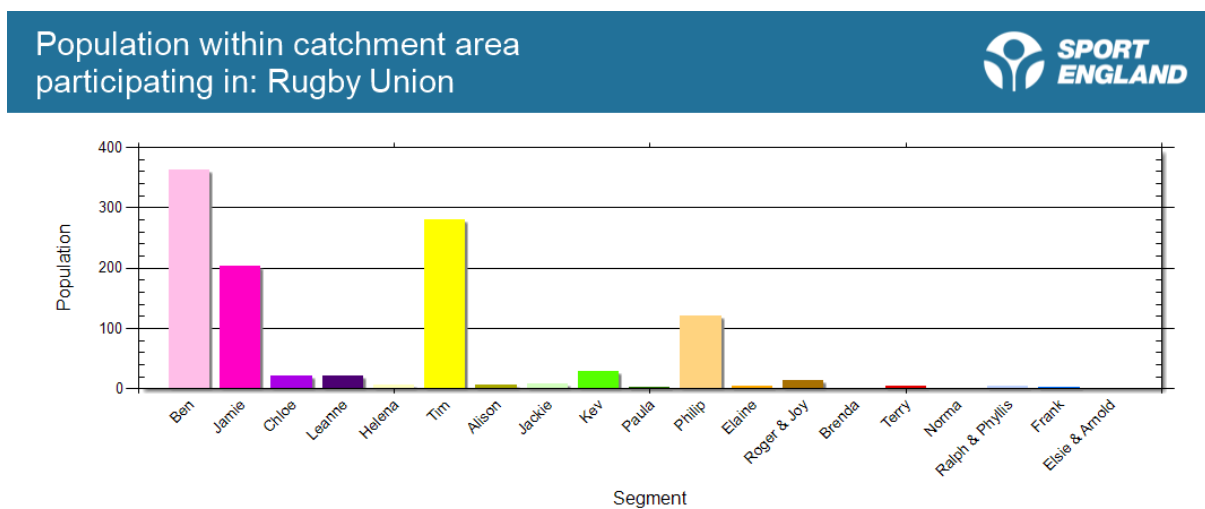




Figure 5.3 Population within Adur wanting to participate in rugby union

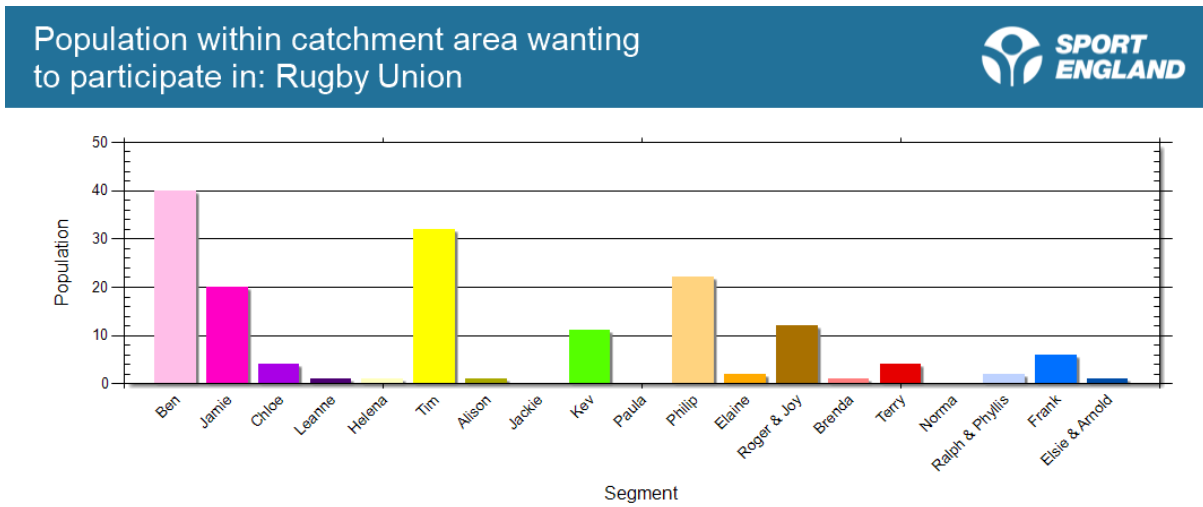
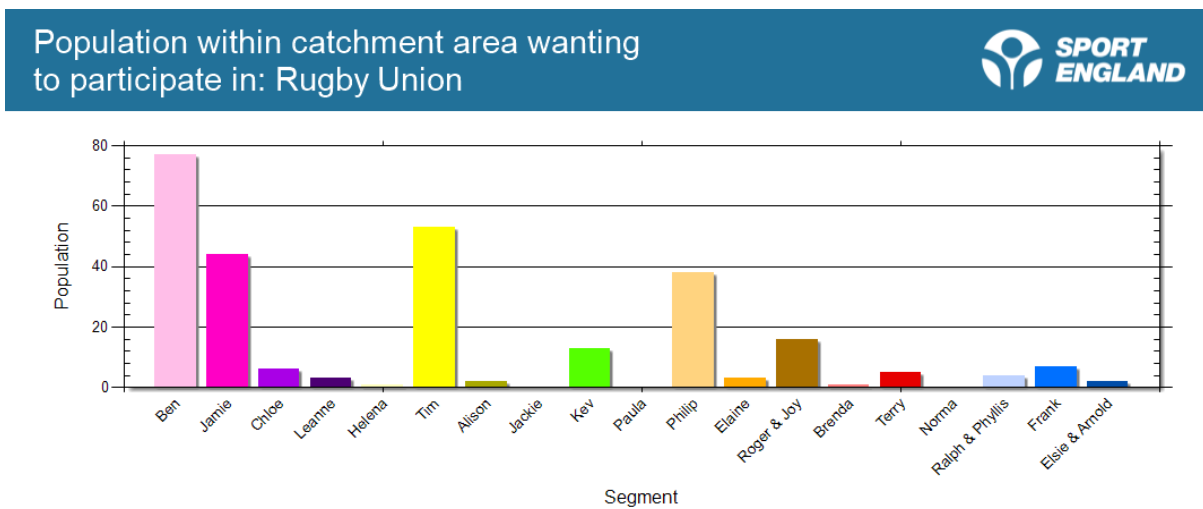


Figure 5.4 Population within Worthing wanting to participate in rugby union



5.10 The key participants in rugby union in Adur & Worthing come from those market segmentation groups that are most likely to play rugby union nationally. However, the relative proportion of the population that participates from each group differs from national rates due to the make-up of the local population. For rugby union, the main market segmentation groups in both Adur and Worthing are:

- **Ben:** competitive male urbanite, mainly aged 18-25, single, graduate professional.
- **Tim:** settling down male, mainly aged 26-45, married or single, may have children, professional.
- **Philip:** comfortable mid-life male, mainly aged 46-55, married with children, full time employment and owner occupier.
- **Jamie:** sports team lad, mainly aged 18-25, single, vocational student
- **Kev:** pub league team mate, mainly aged 36-45, married or single, may have children, vocational job.

5.11 With fewer numbers, the main female segments participating in rugby union in Adur and Worthing are:

- **Leanne:** Young busy mums and their supportive college mates, and
- **Chloe:** Young image-conscious females keeping fit and trim

### **Shoreham RFC**

5.12 Activity by Shoreham RFC is as follows:

- 1st XV, 2nd XV, Under 15's, Under 13's, Under 12's, Under 11's, Under 10's, Under 9's, Under 8's, Under 7's, Under 6's.
- All teams train at home pitch. 1<sup>st</sup> and 2<sup>nd</sup> XV, under 13 and under 12 also train at Sir Robert Woodard 3G.

5.13 The club rate their main pitch overall as acceptable. Gradient/slope, line markings, grass cover, pitch maintenance, value for money and safety of goalposts all considered acceptable. Drainage and ease of booking is good and freedom from dog fouling, litter and car parking all poor.

5.14 The club have recently purchased posts for the park. They are dissatisfied with the marking out of the pitches, which they feel is less frequent than in the past. Their season does not end until mid May but say that the pitches are not marked after early April.

5.15 The club consider the changing facilities to be poor on all indices and not fit for purpose; a recent Council survey has been undertaken to establish the cost to make the building, as is, compliant. The club are working to progress club status but hampered by poor ancillary facilities at Buckingham Park. AWC has also contributed £177,000 capital funding (from BH training ground s106). This is being reviewed every 6 months as the planning permission for the proposed new pavilions expires in 2019. Total cost has been estimated in excess of £1m which means there is a significant funding gap to progress.

5.16 Shoreham RFC states that they are trying to build a community building in the park to support the club and use of the site. Negotiations between the club and the Council around how to progress the demolition of the existing building and proceed with the construction of a new build (to include a café and public toilets) are ongoing.

## **CAPACITY**

### **Assessing the Supply and Demand Information and Views**

5.17 Senior rugby is played on Saturday afternoons, with minis and midis/Colts on Sunday mornings.

5.18 For rugby, supply and demand is measured by considering;

- the amount of play that a site is able to sustain (based upon pitch quality and the facilities and pitches available);
- how much play takes place;
- whether there is any spare capacity at the site based upon a comparison between the capacity of the site and the actual usage; and
- any other key issues relating to the site which have arisen through provider and user consultation.

5.19 Both the supply of pitches and the demand for pitches is measured through the use of match equivalents to ensure that a comparison is possible. To fully understand activity on a site, consideration is given to both;

- the adequacy of pitch provision over the course of a week; and
- capacity of a site to meet additional demand at peak time.

5.20 For rugby, this analysis is based upon the following principles;

*Capacity over the course of a week*

- it is assumed that a team playing home fixtures every other week would generate the equivalent of 0.5 match equivalents per week (one fixture every other week). Match equivalent values are also used to measure the use of pitches for training, as well as the impact of use by educational establishments and casual access. 90 minutes of training is 1 match equivalent.
- the RFU sets a standard number of match equivalent sessions that natural grass pitches should be able to sustain without adversely affecting their current quality (pitch carrying capacity). This is based upon the drainage system installed at the site and the maintenance programme used to prepare the pitches.

5.21 The guideline theoretical capacity for rugby pitches is summarised in Table 5.3

**Table 5.3: Theoretical Pitch Capacity Ratings (RFU)**

		Maintenance		
		Poor (M0)	Standard (M1)	Good (M2)
Drainage	Natural Inadequate (D0)	0.5	1.5	2
	Natural Adequate (D1)	1.5	2	3
	Pipe Drained (D2)	1.75	2.5	3.25
	Pipe and Slit Drained (D3)	2	3	3.5

**Matchplay**

5.22 The following team types and age groups are identified: Senior teams (19 to 45 yrs); Youth teams (U13 to 17yrs); Colts teams (U18 to U19yrs) and Mini/Midi teams (U7 to 12). As youth rugby is played on a senior pitch it is categorised, for capacity assessment purposes, as equivalent to a senior match.

5.23 If a mini/midi team plays on half a senior pitch every week for half the time of a senior match then it may be appropriate to record the use as a quarter (0.25) of a senior match equivalent session a week against the senior pitches on a site. This would enable the demand to be captured against the senior pitches on a site where the play takes place while reflecting the limited impact on the quality and capacity of the pitches compared to the senior play. Usually if minis are at home one week, juniors will play away and vice versa.

**Training**

5.24 Rugby union has a strong culture of training on floodlit natural grass pitches on weekday evenings; the same pitches that are also used for matches at weekends. Therefore, training has to be considered in terms of match equivalent sessions. As a guide:

- teams training on one pitch on one evening = one match equivalent session.
- One training session = 90 minutes
- A typical floodlit pitch may be used on 3 evenings per week for training. The number of training sessions per week per pitch should be established.

5.25 Table 5.4 below sets out the capacity analysis for rugby for Shoreham RFC

**Table 5.4 Capacity Analysis for Shoreham RFC**

<b>Adult – 2 pitches</b>	<b>Matches</b>	1.75	<b>Training</b>	1	<b>Other</b>	0.5	<b>Education</b>	
<b>#1 D0/M1 &amp; #2 D0/M0</b>	<b>Carrying Capacity</b>	2	<b>Community Use Total</b>	3.25	<b>Spare capacity in week</b>	-1.25	<b>Spare capacity peak time</b>	0
<b>Junior– 2 pitches</b>	<b>Matches</b>	1	<b>Training</b>	2	<b>Other</b>	0.5	<b>Education</b>	
<b>#1 &amp; #2: D0/M1</b>	<b>Carrying Capacity</b>	2	<b>Community Use Total</b>	3.5	<b>Spare capacity in week</b>	-1.5	<b>Spare capacity peak time</b>	0

Shoreham RFC – 2 adult teams 1<sup>st</sup> and 2<sup>nd</sup> XV – total 18; all juniors and mini/midis – u15 (4); u13 (6); u12 (5); u11, u10, u9, u8, u7, u6 all 4 – 39 in total

2 senior pitches and at least 2 junior pitches/training grid set around cricket square.

Pitches: 2 adult – main one DO/M1 – 1.5 ME capacity and the other DO/MO – 0.5 ME capacity plus 2 junior pitches, each DO/M1 – 1 ME capacity

Training – no lights – so only early winter training on the adult pitches – then club moves to Sir Robert Woodard. However juniors still have regular training sessions on the site throughout the winter on Sundays

		<b>Matchplay</b>	<b>Training on ground</b>
<b>1<sup>st</sup> XV</b>	9 (Sats)	Pitch 1 (0.5 ME)	1 ME (not in winter)
<b>2<sup>nd</sup> XV</b>	9	Pitch 2 (0.5 ME)	1 ME (not in winter)
<b>U15</b>	4	Pitch 1 or 2 (0.25 ME)	2 sessions each = 1ME (not in winter)
<b>U13</b>	6	Pitch 1 or 2 (0.25 ME)	2 sessions each = 0.5 ME (junior pitches)
<b>U12</b>	5	Pitch 1 or 2 (0.25 ME)	2 sessions each = 0.5 ME (junior pitches)
		1.75	1 ME for early season training
<b>U11-U6 x 4</b>	24	Junior pitches (1 ME)	1 each = 1 ME in total + 1ME above (2)

5.26 The club record the following issues with training:

‘We only have two full sized pitches but have four age groups that on a Sunday have to share these two pitches. Because the RFU set their matches there are times when we have 3 matches scheduled for a Sunday but only two pitches. Also, when we have matches scheduled we have teams that have to go and train elsewhere in the park as their half of the pitch is unavailable. We have more teams than pitches and have raised this annually with the council for the past 5 years.’

5.27 Given the above analysis and the requirement for training, the pitches are recorded as technically being overlapped.

## **FUTURE PICTURE OF PROVISION**

5.28 The future requirement for rugby pitches will be impacted by several factors, including;

- A. General changes in participation trends and in how pitch sports are played
- B. Participation increases through population growth
- C. Consideration of latent, unmet and displaced demand
- D. Local trends in participation and club specific development plans and aspirations; and
- E. Amendments to the current facility stock either through the provision of new pitches or the loss of current pitches.

### **A Changes in participation trends and how the sport is played**

5.29 Whilst focusing on maintaining its core market of 15v15 senior teams, the RFU is actively promoting its variants of the game for younger players – touch and tag rugby and ‘7s’ and also looking to develop more recreational and social rugby during the summer. This is likely to increase the numbers of junior teams and possibly summer activity for adults, which may cascade down to increase participation during the winter months.

5.30 There are also changes in the type of facilities now being used for rugby. Clubs are aspiring to use AGPs more for training, to reduce the impact on the grass pitches for training, thus enabling grass pitches to accommodate greater intensity of match play. In addition, clubs are now considering the possibilities of using World Rugby Regulation 22 accredited AGPs for competitive fixtures. The cost of a rugby compliant 3G is up to £100-£150k higher than a football 3G as the dimensions are slightly bigger and the posts are larger. However, they can accommodate both sports for matchplay and training, and can also meet demand for training from American football. When rugby is to be played on surfaces it is advisable to have an artificial grass pile length of 60mm with a 15mm-25mm rubber shock pad laid beneath the all weather carpet and artificial rugby pitch.

### **B Participation increase through population growth**

5.31 Team Generation Rates (TGRs) indicate how many people in a specified age group are required to generate one team. TGRs are derived by dividing the appropriate population age band by the number of teams playing within that area in that age band. By applying TGRs to population projections, we can project the theoretical number of teams that would be generated from population growth and gain an understanding of future demand. It would appear that to 2028 there would be an increase of one men’s team, one boys’ team and one mini team.

5.32 One of the characteristics of TGRs is that if there are no teams or a very low number of teams currently playing (so that the number required to generate one team is very high) increases in population in the relevant age playing range may not ‘trigger’ an extra team. However, if a club has aspirations to develop a junior section or women’s rugby, it is likely that more junior and women’s teams may develop in the future (despite the fact that the TGR suggests no growth in the number of teams).

5.33 The TGR for rugby in Adur & Worthing, when applied to the population to be generated through new housing, suggests that up to 2 men’s, 3 junior boys and 2 mini teams will be formed; however, this figure is based on teams from both Shoreham RFC and Worthing RFC. If just the participation from Shoreham RFC is factored in, one team each of men’s, boys’ and minis, is predicted.

## **C Consideration of latent, unmet and displaced demand**

### **Active People and Market Segmentation (Sport England)**

5.34 The Active People and Market Segmentation (mentioned earlier in this section) can also be used to estimate the numbers of the population who would like to play (or would like to play more) in Adur and Worthing - 435. This suggests that there is potential to increase adult rugby participation by up to 27%. (from the numbers that are estimated to currently play – 1687). This latent demand is from residents in the main market segments that currently play.

5.35 Given current TGRs, this would not result in an increase in the number of teams, but may result in larger squad sizes or existing players playing more often.

## **D Trends in participation and club specific development plans and aspirations**

5.36 Shoreham RFC would like to run the following additional teams: Adult Men’s Teams, Youth Boys’ Teams and Mini Teams. The main reasons preventing this from happening are: Shortage of good quality senior grass pitches; Shortage of, or poor quality, changing facilities; Restrictions on development from any planning or other legislation (e.g. DDA).

### **Worthing RFC**

5.37 Worthing RFC lies outside the district at present; however, the following sets out the situation in respect of the club’s search for a new ground.

#### **Facilities and activity**

- As noted, Worthing RFC has been at its existing site for some 40 years: it owns the freehold of 23.5 acres of land at Angmering. There is a clubhouse with changing facilities, small physio room, showers, disabled toilet etc and separate facilities outside which accommodate an office, shop, bar and gym.
- There are 6 full size pitches, and two half size which are used for training and playing junior matches. One pitch has full match quality 225 lux floodlights and one pitch has training lights. Pitch 1 by the clubhouse is the prestige pitch for 1st XV.
- The club runs 22 teams in total – three adult men’s teams, ladies team and every age group from u5-u16, plus 4 girls’ teams and Colts (u17 & u18s combined) There are around 400 youth players; and 1200+ members plus of the club as a whole. The club plays throughout the year with touch rugby in the summer.
- On Saturdays, the adult men’s teams may play one or two matches on the six pitches, which can obviously be accommodated. However, demand on Sunday is massive: all 14

youth/Colts teams plus u11, 13, 15 18 girls...and also adult women Sunday afternoons and it is quite a challenge to accommodate it all.

- Additional use includes on weekdays have use from several local schools to play their fixtures and games and to train – Our Lady of Sion school in Worthing has no playing fields and uses the rugby ground..

### ***Reasons for moving***

- In the last 40 years, the agricultural land surrounding the rugby club's site has gradually been built on – now surrounded on 3 sides by housing and on the 4th side by the Angmering bypass. The club are currently in discussion about selling their land for housing.
- The facilities are outdated now and not fit for purpose: – changing not big enough for today's squad sizes and not designed for women and disabled participants. The club wishes to have one building encompassing appropriate changing, social, administrative and training (gym) facilities, in line with current RFU specifications.
- All grass pitches – increasing loss of pitch use through bad weather, element of compaction of ground over 40 years, drainage not as good as it was, although still drain OK (natural drainage) Sometimes have to say train off site or away from those two pitches. An all weather surface would be of great benefit.
- Parking is also difficult on Saturdays especially – if the 1st XV is at home up to 600-1000 people attend and parking on grounds only for 350 spaces so vehicles park outside on the roads..

### ***Options***

#### *Option A*

- The club aspires to a new site within Worthing borough and has looked at many sites over the years. Adur & Worthing wish to encourage and support the rugby club to relocate within the Worthing boundary if possible. However, the lack of available land means that finding a site has been problematic

#### *Option B*

- Club to remain at current site but dispose of part of ground and use proceeds to reconfigure the site to provide the six pitches and invest back in to an all weather surface and modernise clubhouse.

### ***Summary***

- Worthing RFC has been located at its current site in Angmering for the past 40 years. It runs a full complement of 22 teams: mini/midi, colts and adult teams (3 regular men's XVs and a ladies). There are 7 pitches, 2 of which are floodlit and 2 training grid/smaller pitches. When the 1st team is at home, spectators number between 600-1000. The clubhouse and ancillary facilities are no longer fit for purpose and need enlarging and replacing; more car parking is required. On Sundays when all midi/mini and ladies rugby takes place, the pitches themselves struggle to accommodate the number of teams. The ground is also used for representative fixtures and by local schools. The club owns the freehold of the land which it is in the process of negotiating to sell for residential development, and consequently requires a new site.
- The club estimates that about 60% of its membership comes from Worthing; the remainder from the west as far as Littlehampton and east as far as Shoreham. It considers itself to be a Worthing club and ideally would wish to be located within Worthing. It has



considered a number of sites over the years for relocation, some of which have been situated within Worthing.

*5.38 Please see Key Findings and Issues for possible amendments to the pitch stock and discussion of key issues, and Strategy documents.*

## 6 HOCKEY

6.1 This section assesses the adequacy of pitches for hockey in Adur and Worthing by presenting the following

- An overview of the supply and demand for hockey
- A picture of the adequacy of current provision across the borough
- An understanding of activity at individual sites
- The future picture of provision for hockey across Adur and Worthing

6.2 Hockey is almost exclusively played on Artificial Grass Pitches and grass pitches are obsolete for competitive forms of the game. England Hockey issued their Artificial Grass Playing Surface Policy in July 2016 which replaces the England Hockey '3G Policy' that existed from 2009 to 2016, as follows:

**Table 6.1 England Hockey – Summary of Artificial Grass Playing Surface Policy**

Category	Surface	Playing level – Essential	Playing level - Desirable
England Hockey Level 1	Water surface approved within the FIH Global/National Parameters	<b>Essential</b> International Hockey- Training and matches.	<b>Desirable</b> Domestic National Premier competition Higher levels of EH Player Pathway Performance Centres and upwards
England Hockey Level 2	Sand dressed surfaces within the FIH National Parameter	<b>Essential</b> Domestic National Premier competition Higher levels of player pathway: Academy Centres and Upwards	<b>Desirable</b> All adult and junior League Hockey Intermediate or advanced School Hockey EH competitions for clubs & schools (excluding domestic national league)
England Hockey Level 3	Sand based surfaces within the FIH National Parameter	<b>Essential</b> All adult & junior club training & league EH competitions for clubs and schools** Intermediate or advanced schools hockey	
England Hockey Level 4	All long pile (3G) surfaces	<b>Essential</b> None	<b>Desirable</b> Lower level hockey (Introductory level) when no category 1-3 surface is available*

- \* EH recommends an appropriate ball to meet the standards of the player and the surface

6.3 Table 6.2 sets out sand based surfaces for hockey in Adur and Worthing. Visual Site audits have been undertaken of the full size sand AGPs in the study area and rated based upon Sport England's playing pitch strategy guidance. (Less than 50 is a poor score; a standard score is 51-79 and over 80 is a good score.)

6.4 There is currently no hockey club playing in Adur and Worthing. Worthing Hockey Club moved from Durrington High School to The Angmering School for the 2018/19 season; their activity and aspirations have informed this chapter. Southwick Hockey Club moved to play at Steyning Grammar School a few years ago. The club no longer contribute towards demand/activity in Adur & Worthing or, as far as is known, aspire to be based here. The

club may merge with South Downs Hockey Club and thus is not considered within this report.

**Table 6.2: Hockey AGPs in Adur and Worthing and surrounding areas –**

Ref No	Name	Address	AGP Type	Ownership/ Management Type	Lights	AGP Length	AGP Width	Year built/ refurb	Secure Community Use	Overall Pitch Quality Score/Rating/ notes
<b>Adur</b>										
AW.25	Lancing College	Lancing	Sand filled	School/College/ University (in house)	No	100m	60m	2003	C	Not assessed
<b>Worthing</b>										
AW.11	Durrington High School	The Boulevard, Worthing	Sand based	School/College/ University (in house)	Yes	100m	60m	2015	A	Good
AW.54	St Andrew's CoE High School for Boys	Sackville Road, Worthing	Sand dressed	School/College/ University (in house)	Yes	92m	55m	2004	A	Standard
AW.60	Vale First & Middle School	88, Vale Avenue, Worthing	Sand based	School/College/ University (in house)	No	19m	15m	2016	A	Not assessed
AW.34	Our Lady of Sion School	Gratwicke Road, Worthing	Sand filled	School/College/ University (in house)	No	52m	31m	2009	N/K	Not assessed
<b>Outside the district:</b>										
<b>Arun</b>	The Angmering School	Station Road, Littlehampton BN16 4HH	Sand dressed	School/College/ University (in house)	Yes	90m	60m	2010	A	Home ground of Worthing HC and Penguins HC
<b>Horsham</b>	Steyning Grammar School	Shooting Field, Steyning BN44 3RX	Sand filled	School/College/ University (in house)	Yes	96m	62m	2006	A	Home ground of Southwick Hockey Club

6.5 With regard to the quality of the facilities:

***Within Adur and Worthing***

*Durrington High School:*

- the pitch is relatively new and of good quality with floodlights.
- there is a pavilion by the site with excellent facilities, available for hire.

*St Andrew’s CoE High School:*

- the pitch is 15 years old. It has worn well but is now deteriorating. The surface has smoothed over and there are several tears. Brushing the surface no longer lifts the pile. The school is waiting for a slip test to be carried out. It needs upgrading.
- there are restrictions on floodlighting. Due to the pitch’s location within a built up area the floodlights have to go off at 7.45pm.
- changing is available in the sports hall

*Lancing College:* no details.

***Outside the area***

*The Angmering School* – not assessed. Worthing Hockey Club state:

- Other than condition of posts/goals, which is considered poor, everything else at The Angmering School pitch is rated good or acceptable. The school has stepped up its care of the pitch which has maintained current level. Two areas were damaged by a poorly maintained football goal post but these have been repaired to a reasonable standard.’
- The clubhouse has been built by the club on the Angmering school site next to the pitch. It does not have changing rooms. The club uses the school changing rooms, where there are some issues with the showers.

*Steyning Grammar School* – home ground of Southwick Hockey Club – not assessed.

6.6 With regard to the security of tenure for community use of the hockey compliant full size floodlit AGPs, the following pertains:

**Table 6.3: Community Use Agreements for Hockey**

<b>Topic</b>	<b>Durrington High School</b>	<b>St Andrew’s CoE High School</b>	<b>Lancing College</b>	<b>The Angmering School (outside area)</b>
<b>Community Use Agreement in place? Hockey a priority?</b>	No community use for hockey; no club based here	In the past; but not now; no club based here	No club based here; no recorded community use	Yes, formal CUA in place between Worthing Hockey Club & School.
<b>Ancillary facilities for club at site</b>	Yes; available for hire	No	Not known	Yes; provided by club
<b>Sinking fund for</b>	Not known	No	Not known	Not known

Topic	Durrington High School	St Andrew's CoE High School	Lancing College	The Angmering School (outside area)
resurface of AGP				

## OVERVIEW OF DEMAND

### Demand and Latent Demand for Hockey

6.7 From the Active People Survey and Market Segmentation data it is possible to estimate:

- the proportion of the local adult population within each market segment group that **currently** participate in hockey in Adur (150)
- the proportion of the local adult population within each market segment group that **currently** participate in hockey in Worthing (264)
- how many adults in Adur **would like** to participate (or participate more) in hockey, i.e. latent demand (93).
- how many adults in Worthing **would like** to participate (or participate more) in hockey, i.e. latent demand (161). The following figures present this information pictorially.

Figure 6.1 Population within Adur participating in hockey

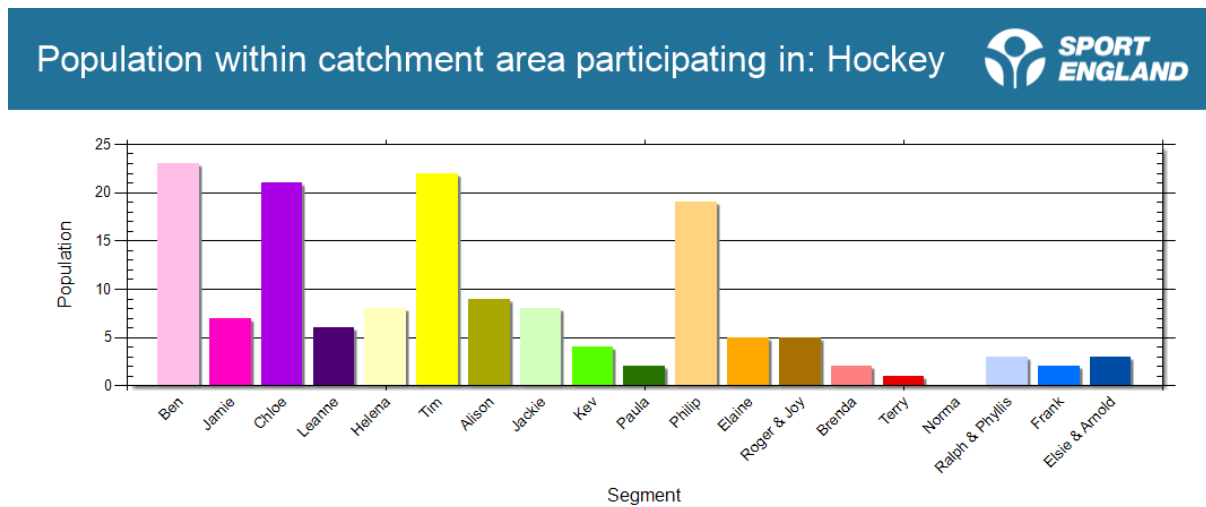


Figure 6.2 Population within Worthing participating in hockey

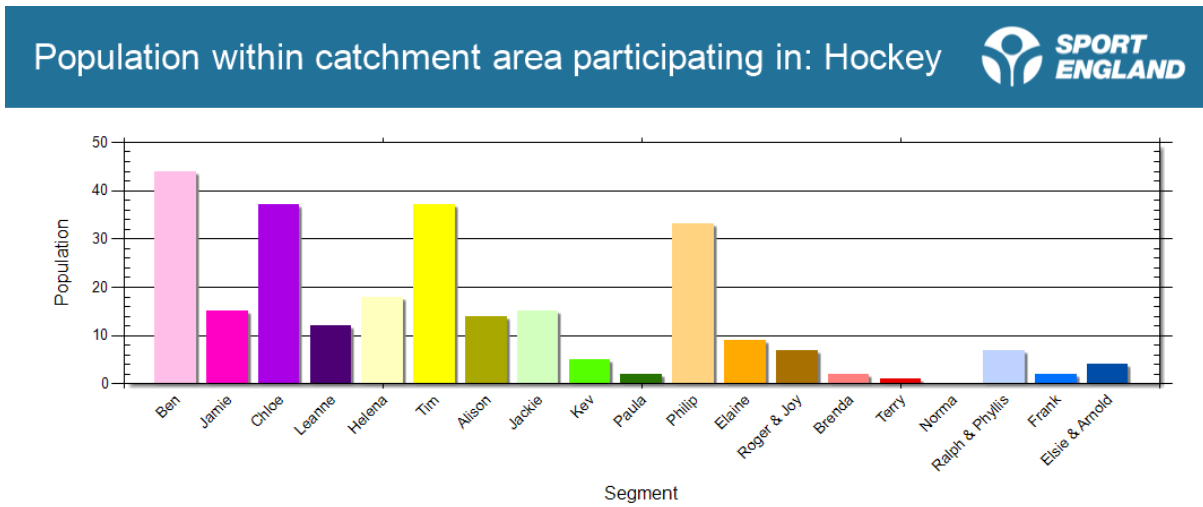


Figure 6.3 Population within Adur wanting to participate in hockey

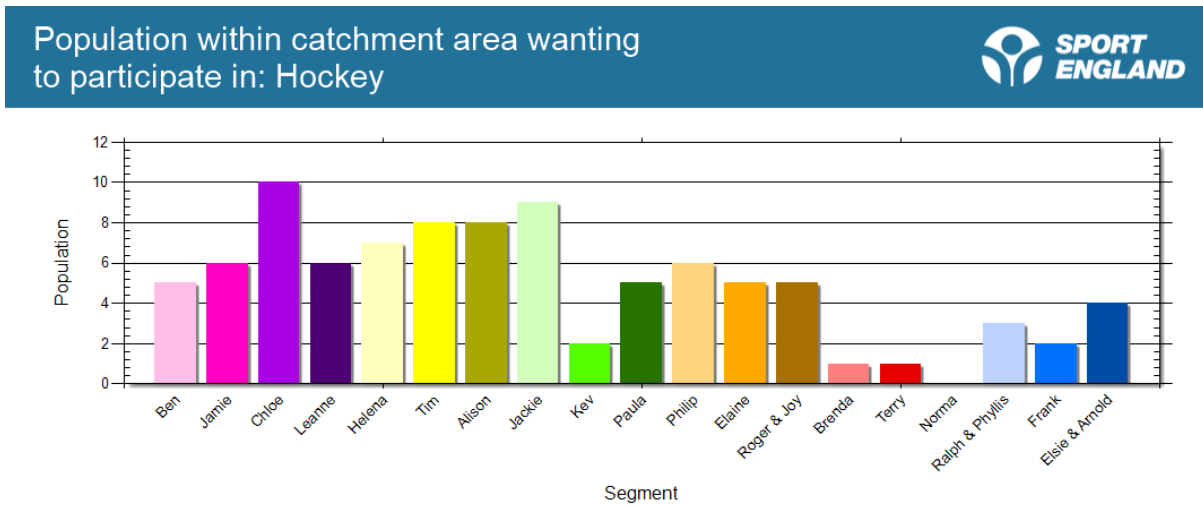
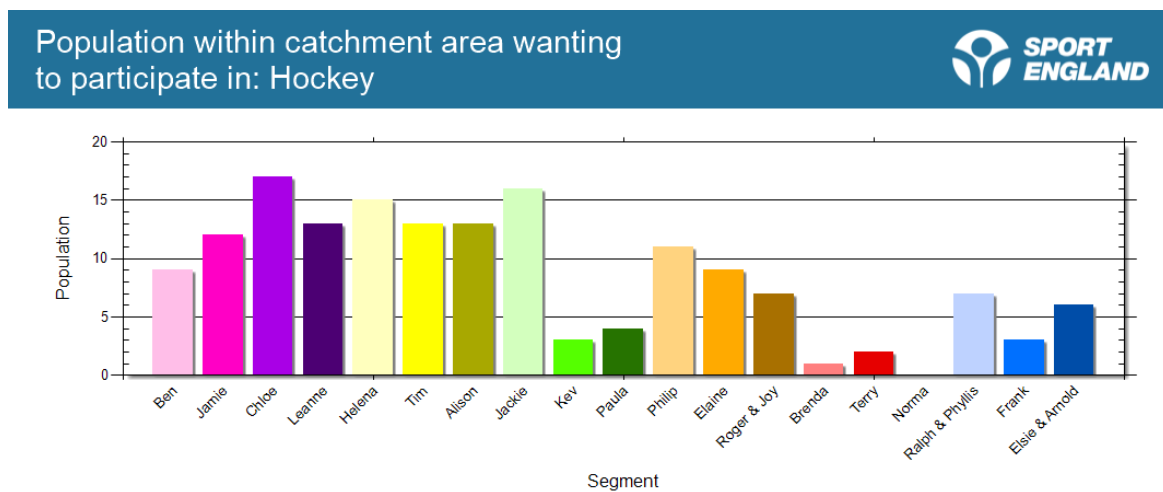


Figure 6.4 Population within Worthing wanting to participate in hockey



6.8 The key participants in hockey in Adur & Worthing come from those market segments that are most likely to play hockey nationally. However, the relative proportion of

the population that participates from each group differs from national rates due to the make-up of the local population. For hockey, the main market segmentation groups in both Adur and Worthing are:

- **Chloe:** Young image-conscious females keeping fit and trim.
- **Ben:** competitive male urbanite, mainly aged 18-25, single, graduate professional
- **Tim:** settling down male, mainly aged 26-45, married or single, professional.
- **Philip:** comfortable mid-life male, mainly aged 46-55
- **Alison:** stay at home mums, mainly aged 36-45
- **Jackie:** Middle England mums, mainly aged 36-45

## **Background to hockey in Worthing**

6.9 Worthing Hockey Club has played at several venues within Worthing in recent years. The club's traditional home (for some 60/70 years) was on five grass pitches at The Manor Ground. When artificial grass pitches became necessary for matchplay the club moved to play on a new water based pitch at Worthing Leisure Centre, also used by local football clubs. It retained its clubhouse at The Manor Ground but the distance involved between the two sites (which mitigated against home and visiting players going back to the clubhouse after matches) encouraged the club to look for another site and it moved to play at the sand based surface at St Andrews CoE High School for Boys in the early 2000's.

6.10 This pitch deteriorated over time and in 2015, Worthing Hockey Club moved to the new pitch at Durrington High School, the bid for which was led by the school. Worthing Hockey Club's clubhouse had remained at The Manor Ground all this time; the club sought access to the new pavilion next to the AGP at Durrington high School but the charge for hiring this out of school hours, on top of the cost of hiring the pitch, made it an unviable option for the club.

6.11 Penguin Hockey Club was already based at The Angmering School. Worthing Hockey Club made the decision to move to The Angmering School – pitch hire charges were less and a very important component for the club – the clubhouse – was able to be accommodated alongside the pitch (the club has built a semi permanent structure). The Changing room hire was included within the cost of pitch hire. This means that for the first time since the club played on grass pitches at The Manor Ground, its playing and clubhouse facilities are on the same site.

6.12 As part of the move to The Angmering School, Worthing Hockey Club have absorbed the men's side of Penguin Hockey Club; the ladies team play as Penguins and have one match slot every other week.

## **Hockey Clubs and Teams in Adur and Worthing**

6.13 The following details on the three hockey clubs in Adur and Worthing area have been provided by England Hockey for the 2018/19 season.

### *Worthing Hockey Club*

Teams:                   7x Men's  
                              3x Women's  
                              1x Mixed  
                              1x Youth males  
                              12 teams



Men’s teams have increased over the previous three years due to merger with another club (Penguins). Juniors are remaining steady – junior members are increasing, but teams have decreased due to lack of players for both U16 girls and U12 boys.

*Penguin Hockey Club (also based at The Angmering School)*

Teams 1x Women’s team

*Southwick Hockey Club (based at Steyning Grammar School)*

Teams 3x Men’s  
2x Women’s  
**5 teams**

6.14 Overall, the Hockey Affiliation Analysis for Adur and Worthing records the following, but this includes all of the above 3 clubs:

- 126 adult men; 73 adult women; 39 junior boys and 16 junior girls
- 10 men’s teams; 6 women’s teams; 1 mixed team; 1 boys’ team.

England Hockey Affiliation Information quoted Worthing HC’s membership as 178 players; the club reported a membership of 217, a difference of 22%.

## **PATTERN OF PLAY AND CAPACITY**

### **ASSESSMENT OF CAPACITY**

6.15 A senior hockey match lasts 70 minutes; half time is around 5 minutes and generally 5 minutes warm up. A pitch needs to be booked for 90 minutes to accommodate a game. England Hockey guidance suggests that no AGP should be considered able to sustain more than 4 games on any one day. 4 games is the equivalent of 6 hours play i.e. from 10.00 – 4.00pm. Some leagues will allow a match to start at 4.00pm but not after this

6.16 Educational use of AGPs takes place outside of peak hours (evenings and weekends) and there is therefore no impact upon the availability of the facilities for community hockey (as the artificial surface means that AGPs are not impacted upon by levels of use in the same way that grass pitches are).

6.17 Worthing Hockey Club’s use of the pitch at Angmering is included here for information.

**Table 6.4 Usage of artificial grass pitch at The Angmering School by Worthing Hockey Club**

<b>Club</b>	<b>Teams using</b>	<b>Training</b>	<b>Matchplay Usual Time</b>
<b>Worthing Hockey Club</b>	<b>Men’s 1<sup>st</sup>/2<sup>nd</sup></b>	Wed – 7.30-9pm	Sat – 2.30pm
	<b>Men’s 3<sup>rd</sup></b>	As above	Sat – 4.30pm
	<b>Men’s 4<sup>th</sup></b>	Wed – 6.30-8pm	Sat – 11.30am
	<b>Men’s 5<sup>th</sup></b>	As above	Sat – 4pm
	<b>Men’s 6<sup>th</sup></b>	As above	Sat – 10am
	<b>Wolves (Jnr boys)</b>	Wed – 6.00-7pm	Sat – 10am
	<b>Ladies 1st</b>	Tues – 7-9pm	Sat – 1pm

6.18 As far as capacity at The Angmering School pitch for Worthing Hockey Club is concerned:

- Use of the pitch by other groups (mostly football?) on other weekday evenings restricts club training nights to 2 evenings (Tuesdays and Wednesdays).
- Club has to play some matches at Steyning Grammar School because their home pitch is at playing capacity every other week, due to other Ladies club games (Penguin Hockey Club) This then has an impact on progressing teams into higher leagues.
- The club has been offered the use of the pitch at Lancing College for overflow facilities.
- The club need an extra 2-4 hours of additional pitch time each week on Saturdays for matches and an extra 2 hours per week for training.
- Overall, club state that 'Angmering School is in Arun District council area. There are only 2 other school pitches in the Worthing area with the right surface, both are at schools. One is in such poor condition that we would not be able to play league games on it. It also does not have a clubhouse or any adequate changing facilities (St Andrews CoE High School). The other is a good surface but no clubhouse or changing rooms. The pitch hire costs are also very expensive (Durrington High School)

## **FUTURE PICTURE OF PROVISION**

6.19 To accurately respond to the requirements for AGPs for hockey across Adur and Worthing it is necessary to consider the future requirement for these facilities and the potential future demand for hockey. This will be impacted upon by several things, including;

- A General changes in participation trends and in how pitch sports are played;
- B Changes to the number of people living in the area and/or to the demographic profile of the population;
- C Consideration of latent, unmet and displaced demand
- D Local trends in participation and club specific development plans and aspirations; and
- E Amendments to the current facility stock either through the provision of new pitches or the loss of current pitches.

### **A General changes in participation trends and how the sport is played**

6.20 England Hockey's vision is for England to be a 'Nation Where Hockey Matters' and for every hockey club in England to have appropriate and sustainable facilities that provide excellent experiences for players. Its Mission is for 'More, Better, Happier Players with access to appropriate and sustainable facilities'

6.21 The three main objectives of the facilities strategy are to:

1. PROTECT: To conserve the existing hockey provision
2. IMPROVE: To improve the existing facilities stock (physically and administratively)

3. DEVELOP: To strategically build new hockey facilities where there is an identified need and ability to deliver and maintain. This might include consolidating hockey provision in a local area where appropriate by developing multi pitch sites.

6.22 Much of the increasing participation in hockey has come following the London Olympics, international success and the holding of major events in the UK, such as the Vitality Hockey Women's World Cup in July 2018. Since 2012, there has been an 80% increase in the number of boys and girls in clubs, as well as a 54% increase in players over the age of 46.

6.23 England Hockey are focusing on retaining players within the clubs by offering different competitive opportunities, apart from league hockey, like development matches and Pay and Play. There is evidence of an increase in ladies and junior members at clubs and notable signs of players returning to the sport. Focusing on links with schools through programmes such as Quick sticks – a small-sided version of hockey for 7-11 year olds – have been very successful in allowing new players to take part in the sport from an early age.

6.24 There does seem to have been a major contraction in hockey activity in Adur and Worthing, quite separate to the movement out of the two clubs. Hockey festivals were held twice a year for many years at Manor Sports Ground grass pitches, St Andrews CoE High School and Worthing Leisure Centre pitches, for example.

## **B Population change in Adur & Worthing**

6.25 It can be seen from the analysis of ONS population projections for Adur and Worthing that:

- Whilst the overall population of Adur is expected to increase by 7669 (12%) in the next 17 years, the number of people in the overall 'active participation' age group (5-69) is projected to increase by 8% (3936).
- Whilst the overall population of Worthing is expected to increase by 14259 (13%) in the next 17 years, the number of people in the overall 'active participation' age group (5-69) is only projected to increase by 5% (4569).
- The age groups in Adur within the 'active participation' group that are projected to see the greatest increase in numbers in the period to 2036 are the 10-19 years age group (youth/junior pitch sports) and the 55-69 years age group (pitch sport participants).
- The only age group in Worthing within the 'active participation' group which sees a notable increase in numbers in the period to 2036 are the 55-69 years age group (the eldest age group of participants considered).
- Overall, the changes in population in the next 17 years are likely to impact participation groups in Adur more so than Worthing.

### *Team Generation Rates*

6.26 Team Generation Rates (TGRs) indicate how many people in a specified age group are required to generate one team. By applying TGRs to population projections, we can project the theoretical number of teams that would be generated from population growth and gain an understanding of future demand. The TGRs for hockey are: senior men - 1518; ladies - 2195; junior boys - 1902. This suggests that the predicted growth in hockey teams generated through new housing in Adur & Worthing district will be: 1 senior hockey men's teams; 1 senior hockey women's teams; and 1 junior team.

6.27 However, it should be noted that that measuring junior participation in particular through the number of junior teams (and then using team generation rates to predict future participation) does not accurately reflect the total amount of juniors regularly playing the game. Moreover, TGRs do not take into account the informal offer and more casual forms of hockey activity and coaching which also require access. With this in mind, the new Sport England Playing Pitch Calculator has revised the calculations for hockey to include the number of junior club members, rather than just the number of teams, to give a more accurate measure of demand. (However, we have not computed this at this stage for Worthing Hockey Club because the club does not play in Worthing)

### **C Consideration of latent, unmet and displaced demand**

6.28 Sport England Market Segmentation data presented earlier in this section can also be used to estimate the proportion of the population that would like to participate in hockey. This suggests that there is potential to increase adult hockey participation by over 60% in Adur & Worthing. Around 414 people currently play hockey, with about 254 residents indicating that they would like to play (or play more) hockey. Most of this latent demand is from residents in the main market segments that currently play. Whilst this may not result in new teams forming, it will increase the numbers of club members.

6.29 As part of the England Hockey Strategy 'A Nation where Hockey Matters - 2017 – 2021', a long term aspiration was to double the number of people playing hockey in clubs by 2028. This would include the informal hockey offer, including Back to Hockey, Pay & Play, and Walking Hockey as well as league teams. Based on the numbers of club members in 2019 in Worthing Hockey Club (c200), this would suggest that there would be target of around 400 members which again may increase demand for training and matchplay.

### **D Local trends in participation and club specific development plans and aspirations**

6.30 As far as the aspirations of Worthing Hockey Club is concerned:

- The club wishes to grow its junior side and to run more junior teams, and develop ladies and mixed hockey. It is focusing on a general expansion programme.
- The club is keen to run outreach sessions with schools in Worthing and will investigate use/hire charges for the Durrington High School pitch for this purpose.
- It wishes develop a multi pitch/sport based around the hockey club. At present, the most appropriate location for this is at The Angmering School site.

6.31 *Please see Key Issues and Findings for possible amendments to the pitch stock and discussion of key issues, and Strategy documents.*

## **7 TENNIS AND BOWLS**

---

### **Introduction**

7.1 The Playing Pitch Strategy for Adur and Worthing includes an assessment of tennis and bowls. This sits outside the 'Playing Pitch Strategy Guidance' published in October 2013; the assessment of tennis and bowls adopts the approach set out in Assessing Needs and Opportunities (published in July 2014). This is essentially a simple four stage process:

- Stage A: Prepare and tailor your assessment
- Stage B: Gather information on supply and demand
- Stage C: Assessment – bringing the information together
- Applying the assessment

7.2 However, it is both appropriate and valuable to consider tennis courts and bowling greens alongside playing pitches as they often lie in close proximity to them within the curtilage of playing field sites. The layout of this Section is as follows:

- A Summarises the provision of the facilities for tennis and bowls in Adur and Worthing
- B Review the supply of, and demand for, tennis courts and an assessment of future demand and capacity
- C Reviews the supply of, and demand for, bowling greens, with an assessment of future demand and capacity
- D Sets out suggested action across both sports

7.3 The indoor built facilities component of tennis and bowls has been considered within the accompanying Built and Indoor Sports Facility: Needs Assessment; Section 6 - Other Indoor/Built Facilities. The main conclusions from this are summarised at the end of this Section.

### **OVERVIEW OF PROVISION**

7.4 Tennis courts and bowling greens are found in a large variety of settings within Adur and Worthing, with diverse management and access arrangements. As follows:

#### **Lancing Manor Park (Adur)**

7.5 Lancing Manor Park lies adjacent to Lancing Manor Leisure Centre, managed by Impulse Leisure. It has an artificial cricket wicket and a bowling green, the base for Lancing Bowling Club. The cricket and bowling clubs have separate clubhouses within the same building.

### **Southwick Recreation Ground (Adur)**

7.6 Southwick Recreation Ground is a large recreation ground with many facilities including Southwick Leisure Centre and playing pitches. The site has two outdoor bowling greens and is the home of both Southwick Bowling Club and Southwick Park Bowling Club. There are indoor bowling facilities at Arun Indoor Bowling Club, a private members' club. There are currently a number of derelict tennis courts here, three of which are shortly to be substantially upgraded as tennis courts (non floodlit). The remaining courts are to be a new multi use games area (floodlit), all to be managed by Impulse Leisure.

### **Buckingham Park, Shoreham by Sea (Adur)**

7.7 Buckingham Park has four non floodlit tennis courts and a muga for basketball, netball and football. Tennis was playable on a first come basis with payment to the café in the Park; however, at present the courts are open access (?) Shoreham by Sea Bowling Club is also located on the west side of Buckingham Park, by the original Park Keepers Office.

### **Beach House Park, Worthing**

7.8 Beach House Park on the seafront is one of the largest parks in Worthing and the 'home' of Flat Green Bowling. It contains four bowling greens and is home to Worthing Bowling Club (which, for many years, hosted the Men's National Finals) and Homefield Park Bowling Club. The clubs have adjoining club facilities in the same building and are able to use all four greens, as they require.

### **Church House Grounds, Tarring (Worthing)**

7.9 Church House Grounds lies between the Church of St. Andrew to the north and Tarring Recreation Ground to the south. There are two non floodlit tennis courts here which are managed by South Downs Leisure (SDL); bookings can be made either over the phone or at the SDL administrative office at Field Place. Once the court has been booked and paid for, an access code is issued for the padlock on the gate. There is also an unfenced bowling green in the Grounds. Tarring Priory Bowling Club sell season tickets and make their own arrangements for allocating play on the bowling greens. There is a small pavilion here.

### **Field Place, Worthing**

7.10 Field Place Manor House & Barns is a setting of eight acres of ornamental grounds and outdoor sports facilities, with a Manor House and two converted barns. The site is managed by South Downs Leisure. There are six floodlit tennis courts here. There is also one bowling green, where the public can play and which is also home to Goring Manor Bowling Club (whose clubroom is situated in the Manor House). Worthing Croquet Club is situated on the lawn to the east of The Barn building with 2 x 3/4 size lawns and one full size lawn. The site also has two pétanque pistes. All facilities can be booked on site. Worthing Indoor Bowling Club is situated at the entrance of Field Place, with five indoor rinks.

### **Davison Leisure Centre, Worthing**

7.11 Davison Leisure Centre comprises the sports facilities at Davison CE High School for Girls which are managed by South Downs Leisure out of school hours. There are four floodlit courts here available for public use from 5.30pm during the summer and weekdays and from 9.30am at weekends. This is the third tennis set of courts managed by South Downs Leisure (the other sites being Field Place and Church House Grounds).

### **Homefield Park, Worthing**

7.12 This is a more traditional Victorian town park with a range of facilities – play area, skateboard facilities, basketball post and youth football pitch. The six non floodlit tennis courts here were completely refurbished in December 2018. These are available to book directly with Adur and Worthing Councils under the ClubSpark on line system under a variety of arrangements and charging schedules.

### **Marine Gardens, Worthing**

7.13 Marine Gardens is a compact and very popular park on the seafront in West Worthing. There is a bowling green here, home to Marine Bowling Club. The pavilion overlooks the bowling green.

### **Other Sites**

7.14 There is one other bowling facility on a single sport site: Worthing Pavilion Bowling Club (with two greens) – this is a private members’ club.

7.15 Other tennis facilities fall in to two categories. These are clubs or commercial enterprises (Sussex County Lawn Tennis Club in Southwick (Adur), West Worthing Tennis & Squash Club and David Lloyd Worthing) or education sites. Education sites are:

*Adur:*

- Shoreham Academy
- Sir Robert Woodard Academy
- Shoreham College (independent)
- Lancing College (independent)

*Worthing:*

- Chatsmore Catholic High School
- Durrington High School
- St Andrews CE High School for Boys
- Worthing College
- Worthing High School

## **B TENNIS**

### ***Supply***

7.16 Site visits to tennis courts (excluding any commercial or small, solely educational sites) were undertaken in summer 2019 and a non-technical, visual assessment was made to provide a comparative overview of the courts and highlight any apparent issues. The following table lists known courts in Adur and Worthing, together with key information and a visual quality rating (this includes comments by clubs/users where they responded to the questionnaires).

7.17 The quality rating of a site is calculated using the following LTA criteria:

- Good: Good playing surface, courts recently been upgraded, resurfaced, nets and fencing in working order.

- Average – Court colour is fading or showing signs of wear. The surface remains largely intact. The court life, prior to needing resurfacing, would be extended for up to 5 years by cleaning and repainting of the existing surface.
- Below Average – Courts are showing clear signs of deterioration including cracking, loosening of fretting of the surface. This indicates the court is in need of resurfacing.
- Poor: Playing surface poor, slippery playing surface, poor drainage, cracks on the playing surface and surrounding area, court markings hardly visible, no nets or nets damaged, surrounding fencing poor/dangerous.

7.18 Access codes are as follows:

C	Access via club
SDL/IL	Bookable through South Downs Leisure/Impulse Leisure
B	Locked; bookable through other contacts
S	Access via school
OA	Open Access

7.19 As Section A above set out, tennis courts are found in a variety of different settings, and also vary greatly regarding management and access arrangements. By setting they can be categorised into:

- Park courts: courts which are located in a park or recreation ground. These may be open access, or their access can be controlled via a key pad or through a booking system
- Club courts: Courts where access is via club membership
- Education courts: Courts on school/college sites managed by the school/college or outside agency (e.g. South Downs Leisure)



**Table 7.1: Outdoor tennis courts in Adur**

Site ref	Name	Ownership/Management	Access	Total	Floodlit	Non floodlit	Covered	Setting	Surface	Quality score/Rating/Comments
<b>AW.04</b>	Buckingham Park	Local Authority/Open Access	OA	4		4		Park	Tarmac	Below average
<b>AW.25</b>	Lancing College	Independent School	N/A	6		6		School	Coloured tarmac	Good
<b>AW.69</b>	Shoreham College	Independent School	N/A	n/k				School	Tarmac	Good; also marked for netball and basketball
<b>AW.42</b>	Shoreham Academy	Education/Academy	S	3		3		School	Tarmac	Good
<b>AW.53</b>	Southwick Recreation Ground	Local Authority/Impulse Leisure	IL	3		3		Park	Tarmac	Being installed
<b>AW.46</b>	Sir Robert Woodard	Education/Academy	S	4	4					Good; line markings for netball, tennis and softball.
<b>AW.70</b>	Sussex County Lawn Tennis Club	Club	C	4	4			Club	ATP	Good. Clubhouse with changing facilities and kitchen
				3		3			Hardcourt	

**Table 7.2: Outdoor tennis courts in Worthing**

Site ref	Name	Ownership/Management	Access	Total	Floodlit	Non floodlit	Covered	Setting	Surface	Quality score/Rating/Comments
<b>AW.09</b>	Davison Leisure Centre	Education/SDL	SDL	4	4			School	Tarmac	Average
<b>AW.65</b>	Worthing High School (Glyn Owen Centre)	Education	S	4		4		School	Tarmac	Good, run off not large. Marked for netball
<b>AW.06</b>	Chatsmore Catholic High School	Education	S	3		3		School	Tarmac	Poor
<b>AW.71</b>	Church House Grounds	Local Authority/SDL	SDL	2		2		Park	Tarmac	Average. Recently painted

**Adur & Worthing Playing Pitch Strategy Stage C Needs Assessment Report**

Site ref	Name	Ownership/Management	Access	Total	Floodlit	Non floodlit	Covered	Setting	Surface	Quality score/Rating/Comments
<b>AW.72</b>	David Lloyd Club (Worthing)	Sports Club	C	7	2		5	Club	Tarmac	Good (not assessed)
<b>AW.11</b>	Durrington High School	Education/Academy	S	5		5		School	Concrete	Below average; slippery uneven surface. Marked for 4 netball
<b>AW.73</b>	Field Place Manor House	Local Authority/SDL	SDL	6	6			Park	Tarmac	Below Average. Problems with drainage and pooling on surface
<b>AW.24</b>	Homefield Park	Local Authority	B	6		6		Park	Tarmac	Good; recently refurbished
<b>AW.34</b>	Our Lady of Sion School	Education/Independent	S	2		2		School	Concrete	N/A
<b>AW.54</b>	St Andrew's CoE High School for Boys	Education	S	3	3			School	Tarmac	Good
<b>AW.67</b>	Worthing College	College	S	5	5			School	Tarmac	Average
<b>AW.74</b>	West Worthing Tennis and Squash Club (WWT&SC)	Sports club	C	10	7		3	Club	Tarmac	Good Refurbished 2 outdoor courts and new LED floodlighting last year.
			C	12		12		Club	Grass	
		2 croquet lawns and petanque facilities								

7.20 Numbers according to settings are as follows (Table 7.3)

**Table 7.3 Categorisation of courts according to sub area and settings**

	<b>Non floodlit – tarmac</b>	<b>Non floodlit – grass</b>	<b>Floodlit tarmac</b>	<b>Covered courts</b>	<b>Total</b>
<b>Sub Area</b>					
<b>Adur</b>	13		8		21
<b>Worthing</b>	20	12	25	3	60
<b>Total</b>	<b>33</b>	<b>12</b>	<b>33</b>	<b>3</b>	<b>81</b>
<b>Setting</b>					
<b>Club courts</b>	3	12	11	3	29
<b>Park courts</b>	15		6		21
<b>School/SDL</b>			4		4
<b>Community access school courts</b>	9		8		17
<b>Other school courts</b>	6		4		10
<b>Total</b>	<b>33</b>	<b>12</b>	<b>33</b>	<b>3</b>	<b>81</b>

*Courts at the David Lloyd Centre and at independent schools with no recorded access for community use are not recorded in the above totals (Lancing College, Shoreham College, Our Lady of Sion School)*

7.21 Key points in relation to quantity and quality of courts are:

- All courts in Adur have been assessed as being good apart from those at Buckingham Park (open access).
- Once the 3 new courts go in at Southwick Recreation Ground (to be managed by Impulse Leisure), in Adur there will be 7 courts in parks with public access (non floodlit), 7 courts on school sites (4 floodlit) – all apparently available for community use and 7 courts at the Sussex County LTC (4 floodlit). Other known provision is on independent school sites without community access.
- There are almost three times as many courts in Worthing with larger variations in quality. There is one club – West Worthing Tennis & Squash Club with 22 courts in total (outdoor tarmac and grass and indoor) – all rated good. There are 12 courts managed by South Downs Leisure, all rated adequate – Field Place (6 floodlit courts); Davison High School (4 floodlit courts) and Church House Grounds, Tarring (2 non floodlit courts). There are 6 good quality, recently installed non floodlit courts at Homefield Park managed by the local authority.
- All other courts in Worthing are on education sites: Worthing High School’s 4 non floodlit courts are rated as good as are the 3 floodlit courts at St Andrew’s High School and the 5 floodlit courts at Worthing College are rated as average. The remainder are either rated as below average or poor: Durrington High School (5 non floodlit) and Chatsmore Catholic High School (3 non floodlit).
- There are also courts at Bohunt School in Worthing – no further details available. There are also other small courts possibly used for tennis at primary schools in the area but no further details are available. There were three courts in use at Beach House Park but these currently have temporary planning permission for use for car parking.

### ***Demand and club membership***

7.22 Data from the Sport England Market Segmentation shows that the key participants in tennis in Adur and Worthing come from those market segments groups that are most likely to play tennis nationally. However, the relative proportion of the population that participates from each group differs from national rates due to the make-up of the local population. For tennis, the main market segmentation groups in Adur and Worthing are:

- Tim: settling down male, mainly aged 26-45, married or single, professional
- Ben: competitive male urbanite, mainly aged 18-25, single, graduate professional.
- Philip: comfortable mid-life male, mainly aged 46-55, married with children, full time employment and owner occupier.
- Helena: single professional women, enjoying life in the fast lane, mainly aged 26-45.
- Chloe: young image-conscious females keeping fit and trim. Single, mainly aged 18-25.
- Alison: stay at home mums, mainly aged 36-45.

7.23 There are three LTA affiliated clubs in Adur and Worthing; details are summarized below.

#### *Sussex County Lawn Tennis Club*

7.24 The club has 172 members – 45 under 16, 7 between 16 and 40, 30 between 40 and 65 and 90 over 65. As far as membership trends are concerned, men and ladies have decreased due to ageing membership, but numbers of juniors have stayed the same over the last 3 years. 20% of members live within 1 mile of the venue, 60% between 1 and 5 miles and the other 20% more than 5 miles from the venue.

#### *West Worthing Tennis & Squash Club*

7.25 Around 1000 members, 600 of which play squash and racquets and remainder play table tennis, social, petanque and croquet. The main sport is tennis which more than half of members play. About a third of adult members are female. Around 150 junior members are aged under 19 years and across the club, the ratio of men to women is about two thirds to one third. Membership tends to drop off after 18 years old but players can remain as members and play when they are back in the area. The club has 600 children on its contact lists – some are members but the majority (400) access the club as pay and play members. Around a further 100 adults access the club on a pay and play basis. In addition to members and regular pay as you play participants, players come for coaching courses; there is also quite extensive use by schools.

7.26 Members come from East Preston and Chichester, north to Storrington and Angmering and east as far as Hove. The fact that the club offers indoor courts is felt to be a particular draw for potential members. In the last two years or so the club records that demand has been increasing by about 10% per annum across all the sports the club offers. The annual open day which the club runs on the Great British Tennis Weekend has attracted upwards of 500 people for free coaching sessions in all the sports.

**Field Place Tennis Club**

7.27 The Tennis club based at Field Place is also affiliated to the LTA. No information is currently available on membership numbers. However, the club is very active and fields teams in the Sussex league and internal leagues, etc.

**Activity and Capacity**

7.28 The following table sets out information on levels of activity and spare capacity at the courts.

**Table 7.4 Levels of activity and capacity assessment at tennis courts in Adur**

<b>Ref. No</b>	<b>Club/Site</b>	<b>Availability/use/spare capacity</b>
<b>AW.04</b>	<b>Buckingham Park</b>	<ul style="list-style-type: none"> <li>No record of use (open access)</li> </ul>
<b>AW.42</b>	<b>Shoreham Academy</b>	<ul style="list-style-type: none"> <li>Bookings in summer; spare capacity. Not floodlit</li> </ul>
<b>AW.53</b>	<b>Southwick Recreation Ground</b>	<ul style="list-style-type: none"> <li>3 new courts being installed, not floodlit</li> </ul>
<b>AW.70</b>	<b>Sussex County Lawn Tennis Club</b>	<ul style="list-style-type: none"> <li>Coaching available for individuals, adults and juniors in line with LTA requirements. No pay and play opportunities for non-members</li> <li>Courts have the potential to accommodate a lot more play</li> <li>Would like to expand membership and activities to meet costs for improvements in the future but falling membership and lack of internal funding constrain this happening.</li> </ul>
<b>AW.09</b>	<b>Davison Leisure Centre</b>	<ul style="list-style-type: none"> <li>Available for community use from 5pm and weekends. No booking data available. Coaching sessions run here in the past.</li> </ul>
	<b>Other sites</b>	<ul style="list-style-type: none"> <li>Lancing College and Shoreham College – independent schools – usage not known</li> </ul>

**Table 7.5 Levels of activity and capacity assessment at tennis courts in Worthing**

<b>Ref. No</b>	<b>Club/Site</b>	<b>Availability/use/spare capacity</b>
<b>AW.06</b>	<b>Chatsmore Catholic High School</b>	<ul style="list-style-type: none"> <li>Poor quality not floodlit courts and although could be available for community use in practice not hired out.</li> </ul>
<b>AW.71</b>	<b>Church House Grounds (see Chart 7.1)</b>	<ul style="list-style-type: none"> <li>Pay and play (see Chart 7.1); a few regular user groups. No coaching. Spare capacity</li> </ul>
<b>AW.11</b>	<b>Durrington High School</b>	<ul style="list-style-type: none"> <li>Available for community use out of school hours, but because of poor quality not booked much. Plenty of spare capacity</li> </ul>
<b>AW.73</b>	<b>Field Place Manor House (see Chart 7.1)</b>	<ul style="list-style-type: none"> <li>Extensive coaching programme run by South Downs Leisure. Over 300 children a week; sessions after school and Saturday mornings – all year round and half term and summer, Easter camps 4 days camps 10-4pm. Full range of activities including 2 day activity courses for SEN children – added on to holiday camps.</li> </ul>

Ref. No	Club/Site	Availability/use/spare capacity
		<ul style="list-style-type: none"> <li>Adults – 10 hours a week social play and coaching – affiliated to LTA -teams in Sussex league, internal leagues, Wimbledon etc. Plus pay and play and block bookings (see Chart 7.1). Little spare capacity</li> </ul>
AW.24	<b>Homefield Park (see Table 7.6)</b>	<ul style="list-style-type: none"> <li>ClubSpark scheme started January 2019 so full year’s bookings not yet available (see Table 7.6) Coaching sessions run by West Worthing Tennis &amp; Squash Club since 1<sup>st</sup> July. Open Days held. Running children’s beginners’ courses daytime and some adult and intermediate drop in sessions. Spare capacity.</li> </ul>
AW.54	<b>St Andrew's CoE High School For Boys</b>	<ul style="list-style-type: none"> <li>School is keen to increase community use and has plenty of spare capacity.</li> </ul>
AW.74	<b>West Worthing Tennis and Squash Club</b>	<ul style="list-style-type: none"> <li>Spare capacity only really in quiet spots 12-4pm and trying to fill this with daytime use for health and wellbeing. Very busy evenings during the summer; have grass courts as overflow.</li> <li>Advance booking necessary 13 days in advance to secure a court between 5-9pm. Very difficult to count the very high number of adults and children accessing the site. Used by secondary and primary schools also as well as extensive programme of coaching, leagues and competitions</li> </ul>
AW.67	<b>Worthing College</b>	<ul style="list-style-type: none"> <li>Courts are heavily used for netball - community league based here and college netball team is one of best in country – netball grade surface. Used nearly every night and at weekends for tennis; little spare capacity.</li> </ul>
AW.65	<b>Worthing High School Glyn Owen Centre</b>	<ul style="list-style-type: none"> <li>Courts are good quality but underused, not floodlit</li> </ul>
	<b>Other sites</b>	Our Lady of Sion school usage not known

7.29 Further usage information on Homefield Park, Field Place and Church House Grounds is presented in Tables and Charts below (as supplied by the facility operators).

**Homefield Park - Usage**

**Table 7.6 Usage of Homefield Park Tennis Courts 2019**

2019	No. of hours	No. of days in month	No. of courts	No. of court /hours available	Number of Hours Booked			Total No. booked	% of court time booked
					Season Ticket Holder	Pay to Play	Coach		
Jan	8	31	6	1,488	11	4	0	15	1.0%
Feb	10	28	6	1,680	47	9	0	56	3.3%
Mar	11	31	6	2,046	46	6	0	52	2.6%
Apr	12	30	6	2,160	119	46	0	165	7.6%
May	13	31	6	2,418	123	14	0	137	5.7%
Jun	14	30	6	2,520	301	41	0	342	13.6%

**Adur & Worthing Playing Pitch Strategy Stage C Needs Assessment Report**

2019	No. of hours	No. of days in month	No. of courts	No. of court /hours available	Number of Hours Booked			Total No. booked	% of court time booked
					Season Ticket Holder	Pay to Play	Coach		
Jul	14	31	6	2,604	429	71	11	511	19.6%
Aug	13	31	6	2,418	470	46	16	532	22.0%
Sept	12	30	6	2,160					
Oct	9	31	6	1,674					
Nov	8	30	6	1,440					
Dec	7	31	6	1,302					
<b>Total</b>				<b>35,040</b>	<b>1546</b>	<b>237</b>	<b>27</b>	<b>1810</b>	<b>5.2%</b>

Financial information not included

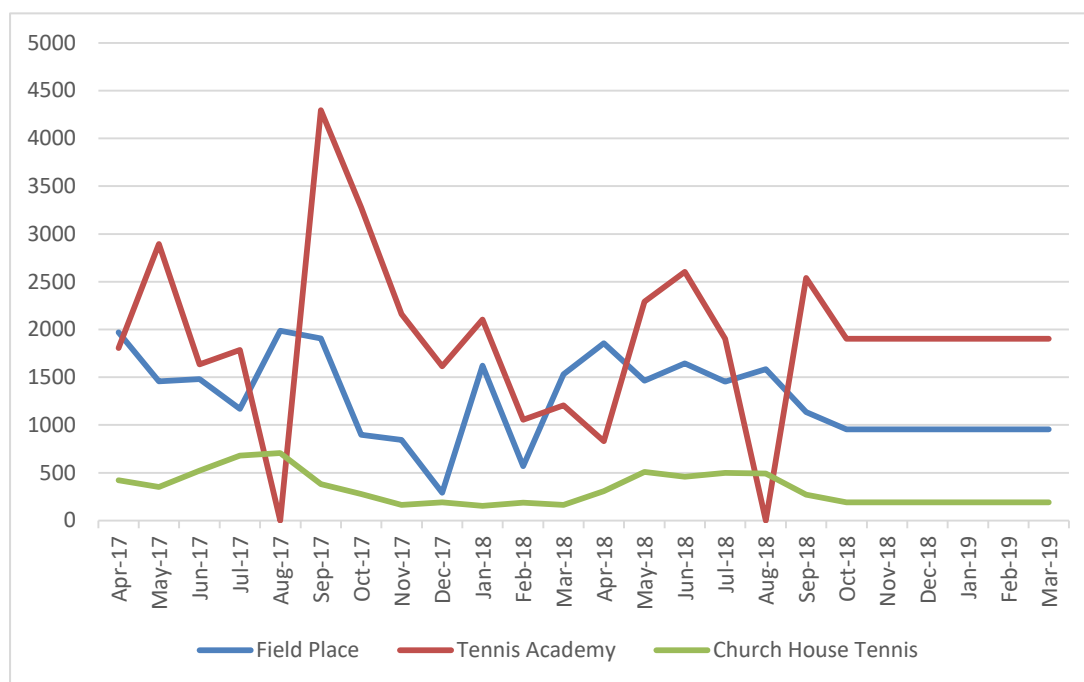
Note: % court time booked within Homefield Park figures is based only on daylight hours i.e. when the courts are bookable

**Field Place and Church House tennis (South Downs Leisure)**

**Chart 7.1 Number of User Visits for Field Place and Church House tennis**

7.30 The following summarises the numbers of user visits at Field Place, Field Place Tennis Academy and Church House Grounds whilst the Chart below presents the same figures for each month throughout the year as a graph. (The Tennis Academy does not take place in August).

	Apr 2017 – March 2018	April 2018 – March 2019
<b>Field Place Tennis</b>	15718	14868
<b>Tennis Academy</b>	23838	21586
<b>Church House Tennis</b>	4199	3777



7.31 It should be noted that comparison and analysis or benchmarking is difficult to do, as numbers/figures are not directly comparable.

## **FUTURE SITUATION**

### **Strategic Context**

7.32 Sport England Market Segmentation data can be used to estimate the proportion of the population that participate in various sports, and the number of people that would like to participate (or participate more) in those sports. The following table shows this in more detail.

**Table 7.7: Assessment of Existing and Future Demand for Tennis in Adur and Worthing**

<b>Current Adult Participation in Adur and Worthing</b>	
Current 'Tennis Age' Adult Population (2019)	
<ul style="list-style-type: none"> <li>• Adult outdoor sports (20-44) 49,256</li> <li>• Veteran's sport (45-69) 58,309</li> </ul>	107,565
Current Adult Participants in Tennis (Sport England Market Segmentation Analysis)	2,788
% of current 'tennis age' adult population participating in tennis	2.6%
<b>Potential Future Demand to 2028</b>	
Future (2028) 'Tennis Age' adult population	
<ul style="list-style-type: none"> <li>• Adult outdoor sports (20-44) 49,483</li> <li>• Veteran's sport (45-69) 63,417</li> </ul>	112,900 (+5,335 or 5%)
Potential Future demand for tennis: Assumed % of future 'tennis age' adult population participating in tennis remains constant	2.6%
Future (2028) 'tennis age' adult population participating in tennis: 112,900 x 2.6%	2,935
<b>Potential Future Demand to 2036</b>	
Future (2036) 'Tennis Age' adult population	
<ul style="list-style-type: none"> <li>• Adult outdoor sports (20-44) 50,556</li> <li>• Veteran's sport (45-69) 64,607</li> </ul>	115,163 (+7,598 or 7%)
Potential Future demand for tennis: Assumed % of future 'tennis age' adult population participating in tennis remains constant	2.6%
Future (2036) 'tennis age' adult population participating in tennis: 115,163 x 2.6%	2,994
<b>Potential Latent Demand</b>	
Estimated Latent Demand for tennis: Adult population wanting to participate/more in tennis (SEMSA)	2,995
Total possible future adult participants in tennis to 2028 (potential future demand [2,935] plus potential latent demand [2,995])	5,930
Total possible future adult participants in tennis to 2036 (potential future demand [2,994] plus potential latent demand [2,995])	5,989

7.33 The above analysis suggests that:

- Current participation in tennis in Adur and Worthing represents about 2.6% of the 'Tennis age' population (i.e. 20-44 and 49-69 age bands);
- Population projections suggest that future demand for tennis is likely to increase by 5% from 2019 to 2028 and by 7% from 2019 to 2036.
- Sport England Market Segmentation Analysis suggests that there is significant latent demand for tennis in Adur and Worthing. There are an estimated 2,995



adults who would like to participate or participate more in tennis – this represents a potential, total increase in participation of around 100%. It should be noted that these figures would only be achieved if all aspirations were met, and this is considered to be unrealistic. However, the analysis does suggest that there is a high level of latent demand for tennis in Adur and Worthing.

- In total, by 2028 it is estimated that the potential adult participation in tennis will be 5,930 people and 5,989 by 2036.

### Accommodating Future Demand

#### Capacity of courts

7.34 The LTA sets out capacity of tennis courts according to court type as follows: (this takes no account of quality or management type at park and education sites).

**Table 7.8 Membership Capacity**

Court Type	Membership Capacity	Users
Club - Non floodlit	40	
Club - Floodlit	60	
Club - Grass Outdoor	20	
Park Court		250
Education Site		100

7.35 Because of the variety of types of leasing and access arrangements to courts and the different structure of club based activity, it is difficult to accurately present court usage. However, we have set out the following:

**Table 7.9 Nominal capacity of tennis courts in Adur and Worthing**

Club only	Non Floodlit	Floodlit inc indoor	Membership Capacity	Actual Club Membership	Under/Over capacity (Club)	Park/School courts capacity
<b>Club Courts</b>						
Sussex County LTC	3	4	360	172	47%	
West Worthing T&SC	12	7 + 3	840	c800	95%	
<b>Total</b>	<b>15</b>	<b>14</b>	<b>1200</b>	<b>972</b>		
<b>Park Courts</b>						
Buckingham Park	4					1000
Southwick Recreation Gnd	3					750
Church House Grounds	2					500
Field Place Manor House		6				1500
Homefield Park	6					1500

<b>Total</b>	<b>15</b>	<b>21</b>				<b>5250</b>
<b>School Courts</b>						
Shoreham Academy	3					300
Sir Robert Woodard		4				400
Chatsmore High School	3					300
Davison Leisure Centre		4				400
Durrington High School	5					500
St Andrews High School	3					300
Worthing College		5				500
Worthing High School (Glyn Owen Centre)	4					400
<b>Total</b>	<b>18</b>	<b>13</b>				<b>3100</b>

**Table 7.10 Summary of nominal capacity of existing courts in Adur and Worthing**

	Number of floodlit courts	Number of non floodlit courts	Total capacity – members	Total capacity - users
<b>Club courts</b>	14	15	1200	
<b>Park courts*</b>	36			5250
<b>School courts (dual use)*</b>	31			3100

- *No distinction made as to whether floodlit or not floodlit.*

7.36 Just as a guide, this gives a nominal capacity of existing courts being able to cater for up to 1200 club members and 8350 users (if all school courts listed are available for community use). Capacity of club courts can be increased by floodlighting, but this is not given as an option for park and school courts. (However, all club courts apart from 12 grass courts at West Worthing Tennis & Squash Club are floodlit).

7.37 It is estimated that 2935 people are currently playing tennis in Adur and Worthing. Future demand could be in the order of 5930 active participants; this is based solely on Sport England’s market segmentation analysis so is only one predicted outcome. However, the evidence suggests that existing provision would be adequate to meet these future needs. There is certainly enough provision if school courts are included. Just including park courts and education sites where we know community use is actively encouraged and the courts are of appropriate quality gives a capacity of 6350 users which is also sufficient to meet this demand.

7.38 We do not know how many tennis players will wish to become members of clubs and if a significant number do, existing club courts may not be adequate. There is spare capacity for up to 100 additional club members at Sussex County LTC, but membership at WWLTC is approaching capacity and serves a different market to Sussex County LTC. David Lloyd Worthing has not been included in this analysis and this facility may have spare capacity. Nevertheless, if many more people want to play club tennis in Worthing more ‘club’ courts may be required.

7.39 The above assessment is a guide only and does not take account of court quality, whether there are floodlights or not and/or the management and access arrangements.

## **Aspirations and Proposals**

7.40 The LTA Tennis for Britain Vision “The British Tennis Strategic Plan 2019 – 2023” sets out its Mission for tennis which is to: To grow tennis by making it more relevant, accessible, welcoming and enjoyable’. The objectives to growing participation which underpin this include:

- Widening the appeal of tennis through inclusion of flexible formats of the game.
- Improving the customer journey by making it easier to find a court, book it and find somebody to play with.
- Develop more relevant and enjoyable competitions at grass roots level for all abilities and ages.
- Support community facilities and schools to provide more opportunities to play.
- Help clubs grow and retain members.
- Create more opportunities for children to play at school.
- Facilitate partnerships to further increase rate of participation in parks.
- Support venues to provide a welcoming and enjoyable experience.
- Increase awareness of affordability.

### *Park courts*

7.41 In particular, the LTA national strategy demonstrates the importance of local authority park courts and facilities for the future priorities of the LTA. It shows that:

- Parks are a key venue where people play tennis.
- Park players are currently far less reliant on organised activities – part inclination and part availability.
- Lower satisfaction especially caused by condition of courts, ease of booking (needs planning), customer service and facilities.
- Awareness of local courts is an issue.
- For those that do not play tennis but would like to 80% would see a park court as their first option.
- For people who want to play tennis in parks, they are most dissatisfied with state and condition of courts, ease of booking and the number of courts available to play.

7.41 Other research carried out by the LTA suggests that many more people would play tennis if they knew where courts were located, particularly local authority courts and that better promotion would enable this demand to be realised.

7.42 The Sport England Active People Survey confirms the seasonal participation peaks in the summer. This is particularly pronounced amongst non-club and occasional players. It is key to note that the correlation between the lack of ‘community’ tennis in the non-summer months is likely to be heavily influenced by the lack of floodlighting. Once floodlights are in place this enables the development of all year round activity, particularly coaching, which

can help introduce more (young) people to the game, and then progression routes to clubs can be signposted as appropriate.

7.43 It is very difficult to 'remotely manage' tennis clubs and the LTA has been focused on trying to improve the customer experience. Technology development is evolving and it is now possible for an access gate to be connected to the internet via 3G / Wi-Fi. The key pad can be used to open the gate with a code, automatically generated by the LTA online booking system 'ClubSpark'. Courts can be booked via mobile phone tablets and laptop / desktop. The booking system manages payments for the courts alongside a number of other customer relationship characteristics. An important component of ClubSpark model is around enhancing the courts to a satisfactory standard before the hardware for operating the system is installed. Courts need to have a good surface, be well painted and have good netting and fencing.

7.44 The situation with park courts in Adur and Worthing is variable, but there are new initiatives taking place led by the Council for example, Homefield Park has now been set up for ClubSpark and it is hoped that usage will grow steadily. New courts are being installed at Southwick Recreation Ground.

7.45 Field Place, Davison Leisure Centre and Southwick Recreation Ground have been identified as community tennis venues that are within the top 1000 parks/community venues across the country in terms of latent demand for tennis participation. It is the LTA's view that these sites would benefit from an improved customer journey / remote management system i.e. an online booking system with managed gate access similar to that currently operated through ClubSpark at Homefield Park. The LTA feel the same type of online booking system would also be beneficial at Church House and potentially at Buckingham Park.

### **Key Findings and Issues**

7.46 The above analysis suggests that there are sufficient tennis courts in Adur and Worthing to meet predicted demand over the life of the strategy. However, the quality of some courts requires improvement and access and management of courts requires further consideration to make them more accessible with a better customer journey to booking the courts which help to generate increased revenue for their maintenance. The following key points have emerged:

#### *Adur*

7.47 The quality of public courts in Adur is good (apart from Buckingham Park) and there is spare capacity for those who may want to join a club at Sussex County LTA.

7.48 Consideration should be given to upgrading and floodlighting the four courts at Buckingham Park. Elsewhere in the Playing Pitch Strategy Buckingham Park has been identified as a Priority Site with a proposal to consider the redevelopment of the Park. This would involve establishing a forum comprising representatives from relevant stakeholders with the aim of developing a masterplan through further consultation and feasibility appraisals. The masterplan would consider upgrading of the facilities across all different sports and the feasibility of providing a new building comprising a café, clubhouse, social/ancillary facilities, a general bar/kitchen/meeting room facility, plus changing facilities for all sports – football, rugby, tennis and cricket.

7.49 Refurbishment of the tennis courts would fit in to this scheme well and add to the general enhancement of the site; they are an integral element of the Park's facilities. Enhancements might include repainting and floodlighting and fencing with an electronic gate and code, facilitating the introduction of an online booking system. The focus should be around developing a coaching programme, pay and play facilities and an affordable

season ticket system to encourage in the first instance, greater participation in recreational tennis. Models for these initiatives are currently in operation both at Field Place and Homefield Park.

7.50 As mentioned above, the LTA would encourage the installation of an online booking system for the new courts at Southwick Recreation Ground.

#### *Worthing*

7.51 There are sufficient courts to meet expected demand in Worthing, but enhancements would increase capacity. Improvements are required to park courts at Field Place and Church House Grounds, Tarring, both to enhance their attractiveness and their ability to sustain constant use for coaching and sports development work (at Field Place particularly). The courts at Davison School would benefit from improved floodlighting which may help to increase usage.

7.52 The LTA feels that Field Place would benefit from an improved customer journey to the courts including raising awareness of the pay and play courts and opportunities for off peak usage, particularly through better links with schools. These initiatives would benefit from a clearer, more robust data collection method to enable effective benchmarking and more targeted marketing and promotion.

#### *Club courts*

7.53 The analysis suggests that there may be more people wanting to join tennis clubs in the area and that capacity, especially in Worthing, may be limited for club tennis. Whilst one option is to provide additional courts at an existing venue (e.g. West Worthing Tennis and Squash Club) another option to meet such demand is to establish new clubs and there are existing venues where this could be achieved e.g. Church House Grounds, Homefield Park, Southwick Park and Buckingham Park.

7.54 Improvements at clubs mostly focus on ancillary provision rather than the courts themselves, in order to increase capacity. All hard courts at both clubs are floodlit and generally rated good. As set out below, more car parking is required at Sussex County LTC and improvements to the clubhouse to facilitate disabled access is a long held aspiration at WWLT&SC.

#### *Education sites*

7.55 The real gains in terms of increased capacity and a growth in participation could come from education sites. With improvements to some school courts and efforts to enhance accessibility and ease of booking, particularly through linking in to existing club and facility operator coaching schemes (such as that operated by South Downs Leisure at Field Place), a 'schools tennis network' could develop (similar to the former 'community tennis partnerships'). Tennis coaches and clubs report that there is buoyant interest in tennis with many keen youngsters and much untapped potential. South Downs Leisure's coaching team has links with many schools in the area, for which it runs coaching sessions (both on-site at Field Place and off-site at schools) and several schools use West Worthing Tennis & Squash Club's courts (including Ferring, Durrington, Broadwater, Orchard, West Park and The Vale Primary Schools).

7.56 The 5 courts at Durrington High School are currently subject of an application to improve in the form of resurfacing, fencing and floodlighting.

#### *Hierarchy of Provision*

7.57 The patchwork of tennis provision – with clubs, operators, the local authority and schools all involved – can be a constraint but it also provides great opportunities to reach out to all the different market segments - club members, casual park players and schoolchildren. A hierarchy/network of provision is envisaged whereby the strategic centres in Adur and Worthing respectively would be Buckingham Park (if the four courts are enhanced and floodlit) and Field Park (courts resurfaced). (The new courts going in at Southwick Recreation Ground will not be floodlit) Coaching programmes at these sites could develop outwards to outreach activity at other nearby park courts, linking in also with the two local clubs and at schools as appropriate. This is the traditional model, whereby people are attracted through high quality park courts into regular coaching activity, from which they can be ‘signposted’ to a pathway to join a club or play on a regular basis.

7.58 One of the objectives of the former ‘Transforming British Tennis Together (TBTT)’ initiative, was to bring together and co-ordinate activity at clubs, local authorities, education sites and parks. Although this scheme is no longer in operation, there is a loan scheme available for clubs and venues to apply for facility developments.

#### *Promotion of multi sport provision and health and wellbeing initiatives*

7.59 Tennis should continue to be included and encouraged on multi sport facility sites – as a sport it is an essential and integral part of health and wellbeing initiatives. Some courts are tucked away and not readily apparent (Church House Grounds, Tarring and on many education sites). Across the area, facilities and opportunities will benefit from being promoted as complementary and not competitive, with clear signposting to other opportunities for participation, coaching and club membership.

7.60 West Worthing Tennis & Squash Club in particular has highlighted issues around tennis for people with disabilities; the club has coaches who are trained with a range of disabilities and would like to use them more effectively. The clubhouse was designed in the 1970s and the social facilities are upstairs; there is no lift which makes access for people in wheelchairs and with other mobility problems difficult. The club have developed a plan to get wheelchairs in more easily and a lift. The club would like to host the equivalent of the Davis Cup for disabled participants; there are apparently no clubs currently in the UK able to host this (the nearest is in the Netherlands). The club is also keen to set up sessions which help with people’s mental health, possibly making use of off-peak court times during the day.

7.61 Not all tennis courts on school sites need to be floodlit but there may be sites where this would be possible and beneficial (for example, Shoreham Academy and Durrington High School). Generally, planning restrictions on floodlights make this enhancement challenging in some locations and the capital cost is an additional deterrent. However, floodlighting of courts should remain an aspiration so that tennis participation, coaching and competitions can take place all year round and the greatest return obtained from any new investments in new courts and/or enhancements to the playing surface.

7.62 The main Playing Pitch Strategy document refers to the opportunities that there are to generally enhance playing field sites and also provide potential revenue through the provision of additional facilities such as cafes, small shelters, access to toilets and seating. These facilities can be linked to the development/enhancement of courts and pavilions. It is important to ensure that certainly toilets, and ideally showers and changing facilities, are available for use by the public on education sites.

#### *Consistent Data Gathering and Monitoring*

7.63 Finally, improvement and consistency in gathering data on court usage across providers (Adur and Worthing Councils, South Downs Leisure, Impulse Leisure, the two clubs and the LTA) would greatly assist in understanding the demand for tennis in the area. A uniform measure should be agreed which equates with the capacity figures suggested by

LTA and/or other measure, so that figures can be monitored and benchmarked on an ongoing basis. This might be measurements of, for example:

- unique users
- user visits
- hours per court usage
- Numbers of members and court usage

## **C BOWLS**

7.64 Site visits to bowling greens were also undertaken in summer 2019 and a non-technical, visual assessment was made. Overall condition was scored on indices for green quality, maintenance of paths and ditches, club buildings etc. if the score was 10 or less, the green was rated poor; 11-15: standard and 15 or over: good (out of a possible 20).

7.65 All bowling clubs were contacted for the survey and all responded apart from Southwick Association of Bowls Clubs (representing Southwick Bowling Club and Southwick Park Bowling Club) who declined to comment.

7.66 The following bowling greens are identified. All greens are owned and maintained by Adur and Worthing Councils, apart from the two greens at Worthing Pavilions Bowling Club (owned and maintained by the club).

### **Supply**

**Table 7.11: Bowling Greens in Adur and Worthing**

Site ID	Green	Club	Ownership/ Maintenance	Postcode	Clubhouse	Overall condition
<b>Adur</b>						
AW.27	Lancing Manor	Lancing Bowling Club	Local Authority	BN15 0PH	Yes	Good
AW.04	Buckingham Park	Shoreham-by-Sea Bowls Bowling Club	Local Authority	BN43 6BA	Yes	Good
AW.53	Southwick Recreation Ground (1 <sup>st</sup> green)	Southwick Bowling Club	Local Authority	BN42 4TE	Yes	Good
AW.53	Southwick Recreation Ground (2 <sup>nd</sup> green)	Southwick Park Bowling Club	Local Authority	BN42 4TE	Yes	Good
<b>Worthing</b>						
AW.73	Field Place	Goring Manor Bowling Club	Local Authority	BN13 1NP	Yes	Good
AW.75	Beach House Park (4 greens in total)	Homefield Park Bowling Club	Local Authority	BN11 2DB	Yes	Good
AW.75	Beach House Park (4 greens in total)	Worthing Bowling Club	Local Authority	BN11 2DB	Yes	Good
AW.76	Marine Gardens	Marine Gardens Bowling Club	Local Authority	BN11 5EF	Yes	Good
AW.71	Church House Grounds	Tarring Priory Bowling Club	Local Authority	BN13 1HQ	Yes	Standard

Site ID	Green	Club	Ownership/ Maintenance	Postcode	Clubhouse	Overall condition
AW.77	Worthing Pavilion (2 greens)	Worthing Pavilion Bowling Club	Private	BN14 7EQ	Yes	Good

7.67 As set out in the Overview, in Adur, there are four bowling greens at three sites – two in Southwick Recreation Ground (Southwick BC and Southwick Park BC), a green in Buckingham Park (Shoreham-by-Sea BC) and a green at Lancing Manor (Lancing BC).

7.68 In Worthing, there are five sites with nine bowling greens. Beach House Park has four greens (used by Homefield Park and Worthing Bowling Clubs) (there is also a decommissioned green here), Worthing Pavilion Bowling Club has two greens and there are single bowling greens at Marine Gardens (Marine Gardens BC), Church House Grounds (Tarring BC) and Field Place (Goring Manor BC). There were previously three bowling greens at Field Place; one is now decommissioned, another is used for croquet.

7.69 All 13 greens that are currently being used scored well on the Visual Quality Assessment. However, there were some adverse comments on the green at Church House Grounds by the club based there and therefore it is rated as standard in this report. Adur & Worthing Councils are currently reviewing contractual arrangements with bowls clubs in view of an Autumn 2019 Ombudsman's report as this may influence the relationship between bowls clubs and the Council going forward.

7.70 Whilst the overall quality of pavilions was rated as adequate, most of the built facilities echo a bygone age when bowling greens were very important to the town's recreational profile. There are a number where general refurbishments are required; these are set out in Table 7.15 at the end of this section.

**Demand and activity**

7.71 The key participants in bowls in Adur and Worthing come from those market segments groups that are most likely to play bowls nationally, and it comes as no surprise to find these are the oldest members of society. However, the relative proportion of the population that participates from each group differs from national rates due to the make-up of the local population. For bowls, the main market segmentation groups in Adur and Worthing are:

- Frank: twilight years gent, mainly aged 66+, retired men.
- Elsie & Arnold: Retired singles or widowers, predominantly female, mainly aged 66+
- Roger & Joy: early retirement couples, mainly aged 56-65, married.
- Ralph & Phyllis: comfortable retirement couples, smug, mainly aged 66+, married/single

7.73 The following table sets out information on membership and the level of activity and aspirations around this from the clubs.



Table 7.12 Membership and Level of activity/aspirations

Club/Site	Club membership	Membership Trends & why?	Do you wish to run more teams/expand activities ?	Progress and/or main factors preventing this from happening
<b>Adur</b>				
<b>Lancing Bowling Club (Lancing Manor)</b>	52; 1 under 17, 5 aged between 41 and 64, the rest over 65	Decreased. Elderly members who become too infirm to continue playing. Insufficient lady members to play in the higher levels of competition so some leave to join clubs with more playing ladies. Many members cannot access the green as there are no access pathways.	We would like to attract more, younger members. We would like to accommodate more people with additional needs but have no wheelchair access to the facility	Falling membership, access difficulties and shortage of coaches
<b>Shoreham by Sea Bowling Club</b>	38 members, u17 1 female, 25-40, 1 male 41-64, 2 F 2M & 65+ 9 F & 23M	Slightly declining – more elderly play but working people only play evenings or weekends – ageing membership.	Have tried various routes to encourage not so interested, more people working. Younger people perceive as an older person's game	Sluight decline in numbers has meant club was unable to play in one of the leagues this year.
<b>Southwick Bowling Club – no response</b>				
<b>Southwick Park Bowling Club – no response</b>				
<b>Worthing</b>				
<b>Goring Manor Bowling Club (Field Place)</b>	80; 4 aged between 41 and 64, the rest over 65	Stayed the same	No	
<b>Homefield Park Bowling Club (Beach House Park)</b>	23; 9 aged between 41 and 64, the rest over 65	Decreased; Natural wastage in an older group of people. Difficulty in getting new members because of intense competition from other clubs in the Worthing area. We lost members when the Council took away our designated free parking and replaced with a	Yes; In the sense of having a larger pool of members from which to choose teams. We could also look at entering other club competitions that we left owing to falling numbers.	Falling membership, lack of changing facilities and lack of internal funding.

**Adur & Worthing Playing Pitch Strategy Stage C Needs Assessment Report**

<b>Club/Site</b>	<b>Club membership</b>	<b>Membership Trends &amp; why?</b>	<b>Do you wish to run more teams/expand activities ?</b>	<b>Progress and/or main factors preventing this from happening</b>
		parking permit in the general car park.		
<b>Marine Gardens Bowling Club (Marine Gardens)</b>	86; 1 under 17, 5 aged between 41 and 64, the rest over 65	Increased; we believe that the trend will continue due to publicity, recruitment and also the location of the club	Yes, encourage more people to join.	
<b>Tarring Priory Bowling Club (Church House Grounds)</b>	55; 1 under 17, 3 aged between 17 and 24, 11 aged between 41 and 64, the rest over 65	Senior Men have decreased due to poor condition of green, high season ticket price and anti-social behaviour. Senior Ladies have increased, club became a mixed club in 2018 having been men only. Juniors had small reduction.	Yes; Ladies and mixed teams	In 2018 the green was so poor a formal complaint was made to Worthing Borough Council on behalf of season ticket holders, asking for a rebate. This was not satisfactorily resolved.
<b>Worthing Bowling Club (Beach House Park)</b>	26; 1 aged between 25 and 40, 9 aged between 41 and 64, the rest over 65	Decreased; lots of other Clubs all in within a 5 mile radius in Worthing so a big choice to choose from and members getting older and a very few younger persons taking up bowls	No	Falling membership
<b>Worthing Pavilions Bowling Club</b>	Membership of approximately 200	Membership experiencing slight decline. This year there were 11 fewer than last year.		Other than slightly declining membership, club is content.

### Management of the greens

7.74 Bowling at outdoor greens in the area takes place between late April and October each year. With the exception of Goring Manor BC at Field Place (managed by South Downs Leisure) and Worthing Pavilions Bowling Club (who own their two greens), Adur & Worthing Councils set up the greens at the start of the season and maintain the greens during the season (not at Worthing Pavilions Bowling Club).

7.75 The pavilions at all the Adur & Worthing Council bowling greens are owned by the clubs.

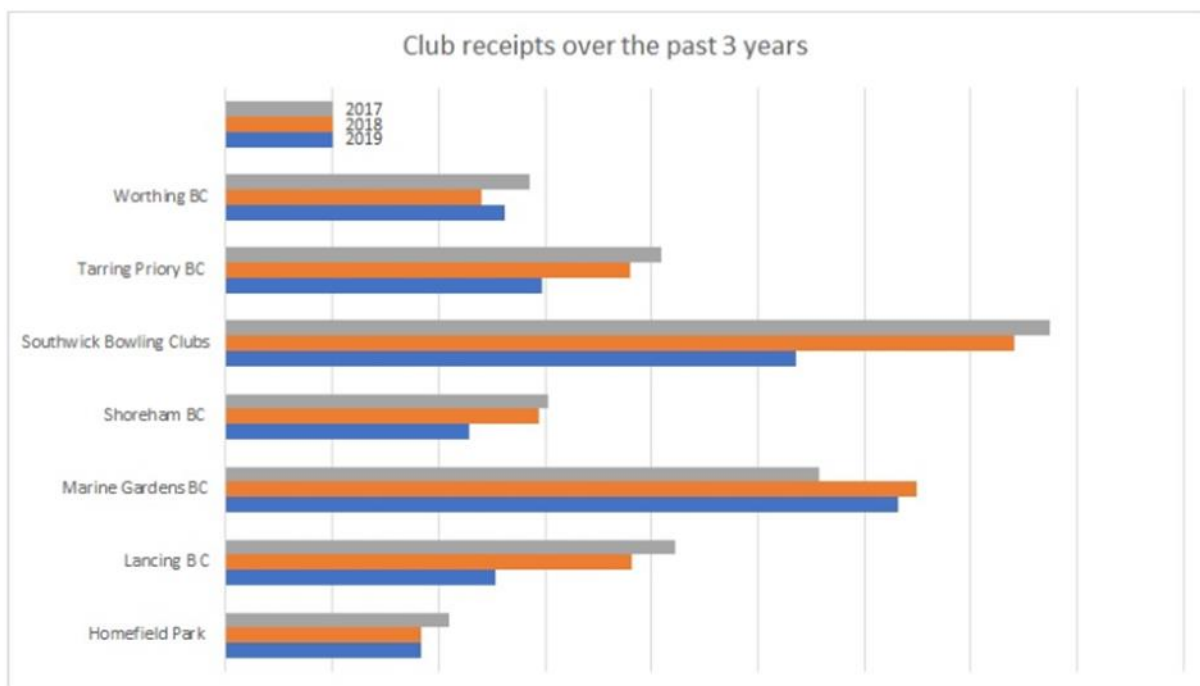
7.76 Each club charges its members a membership fee (this may be in order of £25 for adults and £10 for children and a social membership fee (no play) of £5). This fee typically goes towards social activities and some maintenance.

7.77 Adur & Worthing Councils charge a green fee which the clubs pass on to their members as a season ticket. There are various age related concessionary rates and rates for 12 weeks of play and casual users. Thus, the clubs sell season and casual tickets and make their own arrangements for allocating play on their greens as part of the self-management arrangement between the clubs and the Council. A management fee (15%) is retained by the club.

7.78 At the privately run, members only Worthing Pavilions Bowling Club, a full membership is charged which allows members to play indoor or outdoor throughout the year from 8am to 10pm.

7.79 The overall trend in activity at bowling greens in Adur and Worthing can be gained from considering the income receipts over the last 3 years (obviously there are caveats to this depending on whether the tickets issued are adult, junior or concessionary season tickets or 12 week or casual user tickets). For illustrative purposes, Chart 7.2 below shows trends in the amount collected by each club from 2017 to 2019 (more detailed financial information is available but not presented in this report at this stage).

**Chart 7.2 Club receipts over past 3 years**



7.80 From the above consideration of membership, activity and management arrangements, key findings are:

- All ten bowling clubs in Adur and Worthing are affiliated to the England Bowls Association (EBA)
- Most clubs responding point out the difficulty of running clubs and fielding teams from a gradually declining membership.
- All realise the important of attracting new members and some are making strenuous efforts to do this. At least one club has appointed a recruitment officer and clubs run open days and taster sessions.
- There are no clubs recorded as running active junior sections. Whilst many clubs have a few juniors who do very well in county and even national competitions, this does not translate into a junior section and these players often move away from the area in their late teens (or become adult members).
- Several clubs mentioned that they find it hard to field ladies' teams due to lack of numbers and so several have moved to fielding mixed teams in the leagues.
- The number of touring clubs has gradually declined over the years, although most clubs host a small number during the year. The West Sussex Bowls Touring Club has no home of its own but draws members from several clubs including Goring Manor, Tarring Priory and Worthing Pavilions Bowling Clubs.
- From both clubs' information and receipts received from ticket sales, overall, the trend shows a decrease over the past 3 years. The exception to this (from the clubs whose data was available) is Marine Gardens Bowling Club, who show an increase in both revenue and playing members and are optimistic for their future.
- One club commented that a reduction in maintenance by council has resulted in top players either no longer competing, or moving to clubs with better, privately maintained facilities e.g. Worthing Pavilions and East Preston Bowling Clubs. It felt that the poor condition of its green and the cost of the season ticket were deterring members.
- There was some conflicting evidence as to whether the green fees and annual increase in this actively deters people from joining the bowling clubs. Contrary to the preceding comment, several clubs stated that the annual increase was reasonable and that it was not a factor in deterring members.

### ***Activity and capacity of greens***

7.81 Clubs recorded the following activities, and any spare capacity, at their greens as follows:

**Table 7.13 Activity on the greens and capacity aspirations**

<b>Club (No. of members in brackets)</b>	<b>Time of competitions, leagues and matches</b>	<b>Rinks used by general public?</b>	<b>Any spare capacity ?</b>
<b>Adur</b>			
<b>Lancing Bowling Club (52) (Lancing Manor)</b>	The Club is open for use 7 days per week in the mornings, afternoons and evenings from 10.30am till dusk. League, cup matches and friendlies against other clubs all afternoons throughout the summer	One rink available to the public at all times, with little take up. On occasions we receive touring teams from around the Lancing area. We 'Have a go' sessions on Thursday mornings & can have 6 or more members of the public coming to play.	Green is not used much in the mornings, except on Thursdays
<b>Shoreham-by-Sea Bowling Club (38) (Buckingham Park)</b>	Play in Adur league, Hove League, men play in Brighton league, friendly matches with other clubs around. Interclub competitions – between members	Not very many -	At height of season fairly busy but some spare capacity Roll ups
<b>Southwick Bowling Club (Southwick Recreation Ground) No information</b>			
<b>Southwick Park Bowling Club (Southwick Recreation Ground) No information</b>			
<b>Worthing</b>			
<b>Goring Manor Bowling Club (80) (Field Place) (see also 7.5 below)</b>	7 days a week; cup, league, friendly and club competitions.	No	Yes, mainly mornings
<b>Homefield Park Bowling Club (23) (Beach House Park)</b>	Competition matches are Tuesday, Thursday and Saturday afternoon Some fixtures are occasionally on Sundays, Mondays and Wednesdays. There are four rinks at Beach House Park. We can use any of these (as does Worthing BC, the other club based on this site).	Members of the public can use any spare capacity at any time.	Yes. Even if both Beach House Park-based clubs are playing at home, there are two greens available.
<b>Marine Gardens Bowling Club (86)</b>	Matches Mon – Saturday starting at 2pm. Club league Mon and Tues morning.	Public hire is available during the day when rinks are not used by the club Mondays – Saturdays. They are used regularly.	Normally mornings (not Monday or Tuesday).
<b>Tarring Priory Bowling Club (55) (Church House Park)</b>	League, cup matches and friendlies against other clubs all afternoons throughout the summer.	No (but a rink would virtually always be made available) Very limited demand from the general public.	Depends upon fixtures and competitions, early and late season being the quiet periods. A typical week may see least play on a Sunday

<b>Club (No. of members in brackets)</b>	<b>Time of competitions, leagues and matches</b>	<b>Rinks used by general public?</b>	<b>Any spare capacity ?</b>
			and in mornings
<b>Worthing Bowling Club (26) (Beach House)</b>	Mid-Week and Weekends. West Sussex Bowls League & County Competitions	Rinks are set aside, but there is no regular use.	Most weekdays
<b>Worthing Pavilions Bowling Club (200)</b>	Run junior coaching on Saturday mornings for youngster from 8 years and above. Popular and drop off occurs between 14-16 years. Full programme of leagues, tournaments, friendlies etc	Do not have open access for general public. Members only club.	Very little spare capacity

### *Field Place*

7.82 South Downs Leisure maintain records of user visits for the bowling green at Field Place. In 2017, 224 user visits were recorded in April, increasing to around 1000 in June and July and 900 in August (none were recorded in September). In April 2018 the numbers were slightly lower, with 160 user visits recorded in April up to 850 in June, 1000 in July and down to around 800 in August and September. Total numbers of user visits were 3912 in 2017 and 4240 in 2018. Goring Manor Bowls Club also uses this green with pre-arranged sessions booked through South Downs Leisure.

### *Key Points Arising*

7.83 Key points from the above and consultation are:

- The clubs are running a wide variety of leagues, matches, cup competitions and events.
- Most have one rink available for public use if possible; however, other than at Marine Gardens, there does not appear to be much demand for bowls from the general public.
- A lot of activity takes place between the bowling clubs in the area; there is a well established network of inter club play and members also play in friendly matches at the indoor centres throughout the year
- There is spare capacity at most greens in the mornings; it is not possible however to summarise overall the extent of spare capacity due to lack of information.

### **Demand and Latent Demand for Bowls**

7.84 Data from Sport England Market Segmentation shows that:

- the numbers of the adult population in Adur and Worthing within each market segment group that currently participate in bowls is 1,606.

- the numbers of the adult population in Adur and Worthing within each market segment group that are wanting to participate in bowls is 353.

7.85 The following table presents figures above in a little more detail:

**Table 7.14: Assessment of Existing and Future Demand for Bowls in Adur and Worthing**

<b>Current Adult Participation in Adur and Worthing</b>	
Current 'Bowls Age' Adult Population (2019) <ul style="list-style-type: none"> <li>• 55 – 80 year olds</li> </ul>	52,365
Current Adult Participants in Bowls (Sport England Market Segmentation Analysis)	1,606
% of current 'bowls age' adult population participating in bowls	3.1%
<b>Potential Future Demand to 2028</b>	
Future (2028) 'Bowls Age' adult population <ul style="list-style-type: none"> <li>• 55 – 80 year olds</li> </ul>	61,199 (+8,834 or 16.9%)
Potential Future demand for bowls: Assumed % of future 'bowls age' adult population participating in bowls remains constant	3.1%
Future (2028) 'bowls age' adult population participating in bowls: 61,199 x 3.1%	1,897 +291
<b>Potential Future Demand to 2036</b>	
Future (2036) 'Bowls Age' adult population 55 – 80 year olds	65,943 (+13,578 or 26%)
Potential Future demand for bowls: Assumed % of future 'bowls age' adult population participating in bowls remains constant	3.1%
Future (2036) 'bowls age' adult population participating in bowls: 65,943 x 3.1%	2,044 +438
<b>Potential Latent Demand</b>	
Estimated Latent Demand for bowls: Adult population wanting to participate/more in bowls (SEMSA)	353
Total possible future adult participants in bowls to 2028 (potential future demand [1,897] + potential latent demand [353])	2,250
Total possible future adult participants in bowls to 2036 (potential future demand [2,044] + potential latent demand [353])	2,397

7.86 The above analysis suggests that:

- current participation in bowls in Adur and Worthing represents about 3.1% of the 'Bowls age' population (i.e. 55 - 80 age bands);
- population projections suggest that future demand for bowls could possibly yield an additional 291 bowlers in the period to 2028 and 438 to 2036.
- Sport England Market Segmentation Analysis suggests that there is latent demand for bowls in Adur and Worthing. There are an estimated 353 adults who would like to participate or participate more in bowls – this represents an overall, potential increase in participation in the area of 40% to 2028 and 49% to 2036. It should be noted that these figures would only be achieved if all aspirations were met, and this is considered to be unrealistic.

7.87 Membership varies greatly from 23 to 86 (Marine Gardens Bowling Club) and to around 200 for Worthing Pavilions Bowling Club. In total, excluding Southwick Bowling Club and Southwick Park Bowling Club and including Worthing Pavilions Bowling Club, bowling club membership in Adur and Worthing is currently recorded as 560. The seven

clubs based at Adur and Worthing bowling greens who responded with their membership numbers indicate that the average number of members per club is 51 (360 divided by 7).

7.88 There are 3 indoor bowling venues in the area: Adur Indoor Bowls, Southwick; Worthing Indoor Bowls, Worthing Leisure Centre and Worthing Pavilion Bowling Club. Whilst there has been no recent, recorded increase in numbers playing, together the clubs have in the region of 1300 members. It has been mentioned that many bowlers prefer the option of playing indoor bowls throughout the year, rather than playing outdoor bowls in the summer. (see also para 7.100)

## **Key Findings and Issues**

### *Governing Body Initiatives*

7.89 Bowls England is the National Governing body for the sport. It acknowledges that there has been a national, general reduction in club membership and that recruitment and retention of members is crucial. They have introduced various initiatives in attempt to remedy this, via the Bowls Development Alliance. For example, the Club Development Programme has funding of up to £500 available to each club that signs up and offers support and guidance to help clubs to sustain and grow their membership, upskill their volunteers and coaches, provide new opportunities for those with a disability to play the sport and promote the club more effectively. Work has been done on bowls coaching through the 'Coach Bowls' scheme.

7.90 The Administrator for Sussex County Bowls comments that membership has declined slightly overall within the county, mainly due to the ageing profile of membership and the lack of younger members coming through. But Sussex generally still fares very well compared to many other counties, with some of the highest numbers of competition entries recorded, for both men's and ladies' teams.

### *Assessment of capacity and trends in bowling in the area*

7.91 The aspirations from the clubs responding to the survey are mainly around increasing or at the least sustaining membership and for access to funding and assistance to enable them to keep maintaining and where possible improving their facilities to attract new members.

7.92 At present, there is spare capacity at most bowling greens in the area. Excluding the private club at Worthing Pavilions Bowling Club, membership varies between 23 and 86 members. The seven clubs based at Adur and Worthing bowling greens who responded with their membership numbers indicate that the average number of members per club is 51 (360 members divided by 7 bowling greens) (membership numbers for Southwick and Southwick park Bowling Clubs are not available). A reasonable capacity figure for an outdoor green would be 100-120 members per green (Worthing Pavilions Bowling Club has 200 members using two greens).

7.93 Taking an aspirational figure of 120 bowlers per green means that the 11 greens in local authority ownership could accommodate up to around 1320 bowlers. Although this falls short of predicted demand through Sport England modelling, not all the people wishing to play bowls join clubs (as is apparent from club membership at present) and many may play indoor or short mat bowls rather than joining outdoor bowling clubs.

7.94 Therefore, although there is an ageing population in Adur and Worthing and there may be additional bowlers generated through new housing and population growth, it is the findings from the research that new members will still be able to be accommodated in existing clubs on existing greens. Even though some greens operate a busy programme of fixtures, the flexibility of fixtures means that there is scope to accommodate more teams on



existing greens. It has been noted, for example, that there is no time when the two clubs based at Beach House Park are using all four greens there.

7.95 The health and wellbeing benefits of bowls are widely recognised. It provides regular gentle, although fairly strenuous, exercise and provides a valuable means of people getting together for companionship, fun and general support. It may be important to protect assist and support those clubs with smaller memberships, where the importance of the club is not solely as a sports club, but often as a venue to offer a welcoming, social environment to elderly people.

7.96 There is a dense network of bowling activity still taking place in Adur and Worthing and compared to other parts of the country, participation in bowls in Sussex is remaining fairly steady and constant. Despite its illustrious bowling history, there has been a slight decline in Adur and Worthing, although there are signs of growth at some clubs.

#### *Future sustainability of bowling facilities*

7.97 The previous Adur and Worthing Playing Pitch Strategy in 2014 recommended that clubs be encouraged to increase membership, particularly junior, levels and be encouraged to provide consistent pay and play opportunities. This study would concur with these recommendations.

7.98 As noted above, it is incumbent upon bowling clubs based at Adur and Worthing Council owned bowling greens to raise the revenue to support their activities and pay the green fees to the Council in return for maintenance of the greens. All pavilions at Adur & Worthing Council owned bowling greens are owned by the clubs, which provides a source of revenue for them.

7.99 The quality of the bowling greens in Adur and Worthing is generally good and this has not emerged from the research as an area for the focus of resources. There are however a range of issues (ranging from easier/free parking to the general upkeep/upgrading of clubhouse facilities) which might be addressed on a phased basis, as set out in Table 7.15.

7.100 As similarly referred to under Section B: Tennis, the research for this study has highlighted that bowling greens are an important part of the stock of outdoor sports facilities in the area, particularly when they are part – as most are - of a multi sports site. It is proposed that the provision for bowling needs to be considered as part of a wider perspective on the potential benefits and use of playing fields for and by all sectors of the community.

7.101 It is thus suggested, in the first instance, that further consideration is given to how the usage of the greens and ancillary facilities can be linked in and expanded through collaborations with other clubs/users operating on the same site. For example, if tennis clubs are established at Buckingham Park and Southwick Recreation Ground there may be opportunities for joint tennis and bowls club membership (and potentially shared usage of clubhouses/pavilions).

7.102 As referred to within the main Playing Pitch Strategy document, measures to enhance playing field sites (e.g. the provision of cafes, small shelters, access to toilets and seating), can help to attract people in and provide a market for existing activities such as bowls and tennis. Several pavilions already accommodate public toilets. With small enhancements they may also be able to address the need for accommodation/facilities from other activities on the site.

7.103 Although such activities are likely to have already been considered, there may also be scope for the greens – or certain rinks - to be used for other light, non intensive, uses such as 'tai chi', linked to the use of the pavilions for other health and well being activities.

7.104 The overriding objective of the measures suggested in this report is to provide facilities which will increase the usage (and hence revenue) of the bowling clubs and thus improve their viability and enable them to continue as active, sustainable clubs. However, given the slowly declining membership of some bowling clubs, they may have to consider merging with other clubs nearby to sustain membership.

7.105 The final section comprises Table 7.15 which sets out action points on a site by site basis for both tennis and bowls.

## D SUGGESTED ACTION ACROSS BOTH SPORTS

7.106 This final table is based on Sections B and C above, and suggests a hierarchy of provision/type of facility and action points for consideration:

**Table 7.15 Suggested action points for tennis and bowls by site/facility**

**Table 7.15A Adur**

Type of site	Name	Facilities	Action for Facilities- Tennis courts	Action for Facilities – Bowling greens	Notes on existing/proposed activity
<b>Key Strategic Site (hub site)</b>	Buckingham Park	Tennis courts, ball park & bowling green (Shoreham on Sea Bowling Club); also cricket, rugby & football pitches	Upgrade/floodlight four courts initially; introduce controlled access& on-line booking – consider ClubSpark. (As part of masterplanning of site referred to in PPS)	Bowling Club aspiration to link clubhouse to toilets so within same building.	Develop as hub site for tennis coaching and development. Consider remote management system (ClubSpark, gate access and on line booking). If tennis club wishes to form, consider opportunities of linking with bowling club
<b>Park (hub site)</b>	Southwick Recreation Ground	2 bowling greens, football pitches, 3G football turf pitch small being installed	3 courts non floodlit being installed.	Southwick Park & Southwick Bowling Clubs – no input from clubs. Opportunities to expand use of clubhouse through collaboration with other	Priority community tennis venue for LTA. Establish tennis coaching activity; consider remote management system (ClubSpark, gate access

**Adur & Worthing Playing Pitch Strategy Stage C Needs Assessment Report**

Type of site	Name	Facilities	Action for Facilities- Tennis courts	Action for Facilities – Bowling greens	Notes on existing/proposed activity
				sports on site. Possible merging of clubs to sustain membership levels.	and on line booking). If tennis club wishes to form, consider opportunities of linking bowling club
<b>Park</b>	Lancing Manor	Bowling green; cricket (non turf wicket)	No tennis facilities	Refurbishment of clubhouse & buildings; currently in progress by club members. Access pathways to the green and clubhouse urgently needed.	
<b>School</b>	Shoreham Academy	School pitches and 3 non floodlit courts	Support floodlighting of courts	No bowling facilities	Tennis: potential link to coaching activity at Buckingham Park & proposed school tennis network
<b>Club</b>	Sussex County LTA	7 courts floodlit	Increase capacity through additional car parking?	No bowling facilities	Tennis: potential link to proposed school tennis network

Table 7.15B Worthing

Type of site	Name	Facilities	Action for facilities – tennis courts	Action for facilities – bowling green	Notes on existing/proposed activity
<b>Key Strategic Site (hub site)</b>	Field Place	6 floodlit tennis courts; one bowling green, croquet lawns	Courts require improved drainage, relaying & resurfacing	Goring Manor BC - Improved storage and separate clubhouse	Priority community tennis venue for LTA. Existing hub site for coaching and tennis development; also bowls, petanque & croquet. Consider improved marketing and promotion of pay and play courts and off peak usage opportunities.
<b>Park (hub site)</b>	Church House Tarring	2 courts non floodlit; one bowling green	Ensure toilets available for tennis players in bowling pavilion.	Tarring Priory BC: Desires improvement of green, toilets and improved security of green (enclosure)	Tennis: potential for coaching sessions linked to Field Place. Consider remote management system (ClubSpark, gate access and on line booking)
<b>Park (hub site)</b>	Beach House Park	4 bowling greens	No tennis facilities	Homefield BC: Enhancement of clubhouse, particularly toilets. Loss of temporary parking permits has detracted from the desire of clubs to visit. Club wish to install a new kitchen free of charge.	Bowls: Two bowling Clubs here with combined membership of 49 members. Consider measures to increase membership in order to sustain use of four greens.

**Adur & Worthing Playing Pitch Strategy Stage C Needs Assessment Report**

<b>Type of site</b>	<b>Name</b>	<b>Facilities</b>	<b>Action for facilities – tennis courts</b>	<b>Action for facilities – bowling green</b>	<b>Notes on existing/proposed activity</b>
<b>Club (hub site)</b>	West Worthing Tennis & Squash Club	22 courts – 7 floodlit, 3 indoor, 12 grass non floodlit. Croquet and petanque.	Improvements to clubhouse to facilitate disability access. Possible need for additional courts in future. Support for ongoing programme of maintenance and for more energy efficient floodlighting.	No bowling facilities	Tennis: currently delivering coaching at Homefield Park. Potential development of links to schools.
<b>Leisure Centre (School)</b>	Davison Leisure Centre	4 courts floodlit	Improve floodlighting	No bowling facilities	Tennis: priority community tennis venue for LTA. Potential for coaching sessions linked to Field Place. Consider remote management system (ClubSpark, gate access and on line booking)
<b>Park</b>	Marine Gardens	One bowling green	No tennis facilities	No action recommended	
<b>Park</b>	Homefield Park	6 courts non floodlit + junior football	If use develops, phased floodlighting of courts.	No bowling facilities	Tennis: Site managed through ClubSpark and coaching sessions by West Worthing T&SC currently taking place
<b>Sports Club</b>	Worthing Pavilions Bowling greens	Two bowling greens	No tennis facilities	No action recommended	
<b>School</b>	Chatsmore Catholic High School	3 courts non floodlit plus pitches	Require resurfacing. Consider floodlighting of courts	No bowling facilities	Tennis: potential link to school tennis network

<b>Type of site</b>	<b>Name</b>	<b>Facilities</b>	<b>Action for facilities – tennis courts</b>	<b>Action for facilities – bowling green</b>	<b>Notes on existing/proposed activity</b>
<b>School</b>	Worthing High School (Glyn Owen Centre)	4 courts non floodlit plus pitches	Run offs not adequate (but no space to increase). Aspiration to floodlight in the future.	No bowling facilities	Tennis: potential link to school tennis network; school keen to develop use.
<b>School</b>	Durrington High School	5 courts non floodlit (plus pitches)	Current application to improve the courts at Durrington High school in the form of resurfacing; fencing and floodlighting.		Tennis: potential link to school tennis network
<b>School</b>	St Andrew’s CoE High School for Boys	3 floodlit courts	None.	No bowling facilities	Tennis: keen to develop community use; Potential link to school tennis network
<b>College</b>	Worthing College	5 courts floodlit	Would benefit from some enhancement	No bowling facilities	Tennis: link to hub site coaching

7.107 Findings from the Worthing and Adur Draft Built Facilities Report re: facilities for Indoor Tennis and Indoor Bowling.

**Indoor Tennis Facilities**

The evidence of the assessment is that whilst the local authority area does not need additional provision, although additional demand may be generated from planned development. The LTA representative states that, overall for indoor tennis facilities, the area is fairly-well covered.

**Indoor Bowling Facilities**

The evidence of the assessment is that the need for indoor bowls is largely being met currently, and this is supported by the view of the sport’s national governing body. The three existing venues in the study area appear well-placed to meet current needs.